



President
Mr. Dave Warren
City of Placerville

Vice President
Mr. Jose Jasso
City of Rio Vista

Treasurer
Ms. Jen Lee
City of Rio Vista

Secretary
Ms. Jennifer Styczynski
City of Marysville

NORTHERN CALIFORNIA CITIES SELF INSURANCE FUND EXECUTIVE COMMITTEE MEETING VIA TELECONFERENCE AGENDA

DATE/TIME: Thursday, May 27, 2021 at 10:30 AM

A – Action
I – Information

LOCATION: Zoom Teleconference
Call-in Number: (669) 900-6833
Meeting ID: 951 5854 3362 Passcode: 847611

1 – Attached
2 – Hand Out
3 – Separate Cover
4 – Verbal

MISSION STATEMENT

The Northern California Cities Self Insurance Fund, or NCCSIF, is an association of municipalities joined to protect member resources by stabilizing risk costs in a reliable, economical and beneficial manner while providing members with broad coverage and quality services in risk management and claims management.

A. CALL TO ORDER

B. ROLL CALL

C. PUBLIC COMMENTS

This time is reserved for members of the public to address the Executive Committee on matters pertaining to NCCSIF that are of interest to them.

pg. 4 **D. CONSENT CALENDAR**

A 1

All matters listed under the consent calendar are considered routine with no separate discussion necessary. Any member of the public or the Executive Committee may request any item to be considered separately.

- pg. 5 1. Executive Committee Meeting Minutes - March 25, 2021
- pg. 13 2. Check Register from March 1, 2021 to April 30, 2021
- pg. 15 3. Investment Reports
 - a. Chandler Asset Management Short/Long Term - March 2021 to April 2021
 - pg. 31 b. Local Agency Investment Fund (LAIF) Report as of March 31, 2021
 - pg. 32 c. Treasurer's Report as of March 31, 2021
- pg. 33 4. Lexipol Renewal Documents
 - pg. 34 a. Fire Pricing
 - b. Law Pricing



President
Mr. Dave Warren
City of Placerville

Vice President
Mr. Jose Jasso
City of Rio Vista

Treasurer
Ms. Jen Lee
City of Rio Vista

Secretary
Ms. Jennifer Styczynski
City of Marysville

pg. 35	E. GENERAL RISK MANAGEMENT ISSUES	I	4
	<i>This is an opportunity for a member to discuss a topic of interest or seek guidance and input from the group about a current issue, risk management topic or exposure the member is facing.</i>		
	F. ADMINISTRATION REPORTS	I	4
	1. President's Report		
	<i>Dave Warren will address the Committee on items pertaining to NorCal Cities.</i>		
	2. Program Administrator's Report		4
	<i>Alliant will update the Committee on matters pertinent to NorCal Cities.</i>		
	G. JPA BUSINESS		
	1. FY 21/22 Insurance Program Renewals	I	4
	<i>The Committee will review the current marketing and pricing proposals for each of the APIP related coverages and may make recommendation(s) to the Board.</i>		
pg. 36	a. Property		
pg. 37	b. Pollution		
pg. 40	c. Cyber		
pg. 47	2. Property Banking Layer potential	A	1
	<i>The Committee will consider a proposal to use established banking layer funds as a temporary solution to increasing property deductibles.</i>		
pg. 48	3. Liability Program Update & Revised Funding	A	1
	<i>The Committee will receive an update on the status of the CJPRMA excess coverage renewal and its impact on Liability Program funding.</i>		
pg. 51	4. FY 21/22 Crime Coverage Renewal	A	1
	<i>The Committee will review and may recommend the crime coverage renewal.</i>		
pg. 52	5. Safety Award Program	A	1
	<i>The Committee will review and may approve the Safety Award Program recommended by the Risk Management Committee.</i>		
pg. 57	6. FY 21/22 Administration Budget	A	1
	<i>The Committee will review and may recommend the Admin budget.</i>		



President
Mr. Dave Warren
City of Placerville

Vice President
Mr. Jose Jasso
City of Rio Vista

Treasurer
Ms. Jen Lee
City of Rio Vista

Secretary
Ms. Jennifer Styczynski
City of Marysville

7. Revisions To Liability Counsel List

A 1

pg. 60

a. New Addition - Jeffrey Dunn - Best Best and Krieger

The Committee will review and may approve the Claims Committee's recommendations to include Jeffrey Dun on the Liability Defense Attorney List.

pg. 64

b. New Addition - Eric Robinson - Kronick, Moskovitz, Tiedemann & Girard

The Committee will review and may approve the Claims Committee's recommendations to include Eric Robinson on the Liability Defense Attorney List.

pg. 67

8. Strategic Plan Update

The Committee will discuss the latest Plan and future needs for programs and services and provide recommendations to Board.

I 1

pg. 70

H. INFORMATION ITEMS

I 1

pg. 71

1. NorCal Cities Organizational Chart

pg. 72

2. NorCal Cities FY 20/21 Meeting Calendar

pg. 73

3. NorCal Cities FY 21/22 Meeting Calendar – with proposed new day for May EC Meeting

pg. 74

4. Coping with Stress – A Wellness Perspective Training June 8, 2021

pg. 75

5. Nutrtng Relationships- Effective Communication Training July 13, 2021

pg. 76

6. Developing Tream Relationships Training August 10, 2021

I. ADJOURNMENT

UPCOMING MEETINGS

Board of Directors Meeting - June 17, 2021

Police Risk Management Committee Meeting - August 5, 2021

Claims Committee Meeting - September 23, 2021

Executive Committee Meeting - September 23, 2021

Risk Management Committee Meeting - October 28, 2021

Board of Directors Meeting- October 28, 2021

Per Government Code 54954.2, persons requesting disability related modifications or accommodations, including auxiliary aids or services in order to participate in the meeting, are requested to contact Jenna Wirkner at Alliant Insurance Services at (916) 643-2741..

The Agenda packet will be posted on the NCCSIF website at www.nccsif.org. Documents and material relating to an open session agenda item that are provided to the NCCSIF Executive Committee less than 72 hours prior to a regular meeting will be available for public inspection and copying at 2180 Harvard Street, Suite 460, Sacramento, CA 95815.

Access to some buildings and offices may require routine provisions of identification to building security. However, NCCSIF does not require any member of the public to register his or her name or to provide other information, as a condition to attendance at any public meeting and will not inquire of building security concerning information so provided. See Government Code section 54953.3.



BACK TO AGENDA

**Northern California Cities Self Insurance Fund
Executive Committee Meeting
May 27, 2021**

Agenda Item D.

CONSENT CALENDAR

ACTION ITEM

ISSUE: Items on the Consent Calendar should be reviewed by the Executive Committee, and if any item requires clarification or amendment, such item(s) should be pulled from the agenda for separate discussion. *Items pulled from the Consent Calendar by a member will be placed back on the agenda in order determined by the President.*

RECOMMENDATION: Adoption of the Consent Calendar after review by the Committee.

FISCAL IMPACT: None.

BACKGROUND: The Executive Committee places the following items on the Consent Calendar for adoption. The Executive Committee may accept the Consent Calendar as presented, or pull items for discussion and separate action while accepting the remaining items.

ATTACHMENT(S):

1. Executive Committee Meeting Minutes - March 25, 2021
2. Check Register from March 1, 2021 to April 30, 2021
3. Investment Reports
 - a. Chandler Asset Management Short/Long Term - March 2021 to April 2021
 - b. Local Agency Investment Fund (LAIF) Report as of March 31, 2021
 - c. Treasurer's Report as of March 31, 2021
4. Lexipol Renewal Documents
 - a. Fire Pricing
 - b. Law Enforcement Pricing



**NORTHERN CALIFORNIA CITIES SELF INSURANCE FUND
EXECUTIVE COMMITTEE MINUTES
VIA TELECONFERENCE
MARCH 25, 2021**

COMMITTEE MEMBERS PRESENT

Dave Warren, City of Placerville - President (**Chair**)
Jose Jasso, City of Rio Vista (**Vice-Chair**)
Loree McCay, City of Nevada City
Veronica Rodriguez, City of Lincoln - CJPRMA Board Representative
Stephanie Van Steyn, City of Galt

COMMITTEE MEMBERS ABSENT

Yvonne Kimball, City of Jackson
Jen Lee, City of Rio Vista
Jennifer Styczynski, City of Marysville

OTHER MEMBERS PRESENT

CONSULTANTS & GUESTS

Marcus Beverly, Alliant Insurance Services
Conor Boughey, Alliant Insurance Services
James Marta, James Marta & Co.

Michael Simmons, Alliant Insurance Services
Jenna Wirkner, Alliant Insurance Services

A. CALL TO ORDER

Chair Dave Warren called the meeting to order at 10:05 a.m.

B. ROLL CALL

Roll call was made and the above mentioned members were present constituting a quorum.

C. PUBLIC COMMENTS

There were no public comments.

D. CONSENT CALENDAR

1. Executive Committee Meeting Minutes – September 24, 2020
2. Check Register from December 1, 2020 to February 28, 2021
3. Investment Reports
 - a. Chandler Asset Management Short/Long Term - December 2020 to February 2021
 - b. Local Agency Investment Fund (LAIF) Report as of December 31, 2020
 - c. Treasurer's Report as of December 31, 2020



**NORTHERN CALIFORNIA CITIES SELF INSURANCE FUND
EXECUTIVE COMMITTEE MINUTES
VIA TELECONFERENCE
MARCH 25, 2021**

A motion was made to approve the consent calendar as presented.

MOTION: Stephanie Van Steyn **SECOND:** Loree McCay

**MOTION CARRIED
UNANIMOUSLY**

Ayes: Van Steyn, McCay, Warren, Jose, Rodriguez

Nays: None.

E. GENERAL RISK MANAGEMENT ISSUES.

Marcus Beverly shared with members that the City of Rio Vista won an important case regarding the new notice requirements regarding police officer conduct under SB1421.

We will be bringing a safety reward program to the Risk Management Committee Meeting on April 22, 2021.

F. ADMINISTRATION REPORTS

F.1. President's Report

Dave Warren thanked Alliant for transitioning our meetings to Zoom.

F.2. CJPRMA Update

Mr. Beverly gave a brief update on CJPRMA, the initial estimates we are currently look to be enough but not certain until we receive quotes. We have been working on settling claims with CJPRMA. The City of Stockton just settled a \$3.5 million police claim and as a member of CJPRMA is impacting the excess market.

Members thanked Marcus for reaching out to CJPRMA on changing funding policies.

F.3. Program Administrator's Report

Mr. Beverly reminded members to file the form 700 if they haven't already.

Mr. Beverly discussed NCCSIF having a member that was planning to withdraw from the pool. It brought up the fact that we have never had a member leave or threaten to withdraw, and there is no provision in the Bylaws to rescind a notice of withdrawal. Hard markets have people looking for other options. Members discussed drafting a process and not having members allowed to join the pool for a number of years if they do withdraw.



**NORTHERN CALIFORNIA CITIES SELF INSURANCE FUND
EXECUTIVE COMMITTEE MINUTES
VIA TELECONFERENCE
MARCH 25, 2021**

G. JPA BUSINESS

G.1. Actuarial Study for Workers' Compensation Program

a. Actuarial Study for Workers' Compensation Program

Mr. Beverly gave an overview on the Actuarial Study for Workers' Compensation. The Workers' Compensation overall rate have increased 2.9% from \$4.507 to \$4.637, with a 3.1 % increase in the Banking Layer and a 2.6% increase for the Shared Layer. This does not include 4850 Temporary Disability and 4850 SC (Salary Continuation). Funding is at 80% CL and not making any changes this year. The Banking Layer funding is \$7,487,000 and Shared Layer is \$41,146,000. These are the numbers we will use in the Budget with the Committee and Board's Approval. The banking layer is very stable. We didn't pay nearly as much as we thought we would and part of that is due to COVID-19 and delay of medical claims. Members discussed this being good news considering being in a pandemic.

A motion was made to request actuary to finalize report and present to the board on April 22, 2021.

MOTION: Jose Jasso

SECOND: Loree McCay

**MOTION CARRIED
UNANIMOUSLY**

Ayes: Van Steyn, McCay, Warren, Jose, Rodriguez

Nays: None.

b. Actuarial Study for Liability Program

Mr. Beverly gave an overview of the Actuarial Study for the Liability program. The rate at the 80% CL is \$2.851 per \$100 of payroll, compared to \$2.922 last year, a decrease of 2%, compared to an increase of 6.7% last year. The Program has an estimated net position of \$4,713,000 above the 90% CL, compared to \$4,209,000 last year. Expected Liabilities are \$9,553,000 with estimated assets of \$17, 915, 000 as of June 30. We aren't presenting additional SIR amounts this year. CJRPMA has increased the funding formula and confidence level. The Banking Layer has been stable while the Shared Layer has had some ups and downs but overall these are good results. The members are doing a good job at keeping claims down and using risk management. Members had no discussion.

A motion was made to have actuary finalize report and present to the board on April 22, 2021.

MOTION: Jose Jasso

SECOND: Veronica Rodriguez

**MOTION CARRIED
UNANIMOUSLY**

Ayes: Van Steyn, McCay, Warren, Jose, Rodriguez

Nays: None



**NORTHERN CALIFORNIA CITIES SELF INSURANCE FUND
EXECUTIVE COMMITTEE MINUTES
VIA TELECONFERENCE
MARCH 25, 2021**

G.2. Worker's Compensation Program

a. Annual Banking Plan Adjustments-James Marta & Company

James Marta presented the Annual Banking Plan Adjustments. We have three layers, banking, shared and excess layer. The purpose of the banking layer adjustments is to monitor and adjust to cover claims. The plan allows for redistribution to the members of funds.

This report is adjusted as of 12/30/20. We figure out the funding margins to cover the 90% Confidence Level (CL) for outstanding liabilities. We want members to have margin at 90% plus 10 times the SIR. We currently have \$6,152,629 over the above amount. This is one of the better years, we have had years when half or over half of the members were negative. If a member is negative they would need to contribute to the target margin. We have allowed members to take 35% of that amount to apply to premium, take a check or apply to other deficits.

Mr. Beverly discussed adding funds to the Risk Management funds and using at a later date.

Members had no discussion.

A motion was made to approve the adjustments as recommended.

MOTION: Loree McCay

SECOND: Veronica Rodriguez

**MOTION CARRIED
UNANIMOUSLY**

Ayes: Van Steyn, McCay, Warren, Jose, Rodriguez

Nays: None.

b. Annual Shared Risk Plan Adjustments-Alliant Insurance Services

Mr. Beverly gave a brief overview of the Annual Shared Risk Plan Adjustments. We start with the Estimated Available Assets as of June 30, 2020. We have about \$2,251,000 in assets above outstanding liabilities at the 90% CL and available for a refund. The Board approved a refund of 25% of available last year. The Committee could vote to increase the available funding.

James Marta recommended a smaller amount in refund to have resources in case claims are increasing. You would see things going up early.

Members discussed a conservative approach to the refunds, especially with the new Workers' Compensation rates.

A motion was made a move to approve the refund at 25% as presented by staff.

MOTION: Dave Warren

SECOND: Loree McCay

**MOTION CARRIED
UNANIMOUSLY**



**NORTHERN CALIFORNIA CITIES SELF INSURANCE FUND
EXECUTIVE COMMITTEE MINUTES
VIA TELECONFERENCE
MARCH 25, 2021**

Ayes: Van Steyn, McCay, Warren, Jose, Rodriguez

Nays: None.

c. FY 21/22 Workers' Compensation Deposit Premium Calculations

Mr. Beverly gave a brief overview of the FY 21/22 Deposit Premium Calculations. Workers' Compensation is seeing claims at the high Excess level and so most of the increase is coming from the Excess Insurance. We do have a cap in place at 40%. The funding estimate should be conservative for Workers' Compensation. Banking layers is based on 75% on losses and Excess is based 75% on payroll. The shared layer is where we calculate the ex-mod for members. We did have one member hit the 40% premium cap.

James Marta mentioned that when city payrolls grow fast you carry a load of extra claim exposure. This creates a deficit in the banking layer until funding catches up. .

Members discussed the economic downturn in 2008, the capped salaries are now under market. They're trying to bring employees up to the current market level for salary levels. Members also discussed updated total payroll.

A motion was made to maintain the 80% confidence level with 40% cap to the Board of Directors.

MOTION: Loree McCay

SECOND: Jose Jasso

**MOTION CARRIED
UNANIMOUSLY**

Ayes: Van Steyn, McCay, Warren, Jose, Rodriguez

Nays: None.

G.3 Liability Program

a. Annual Banking Plan Adjustments-James Marta & Company

James Marta gave an overview of the Annual Banking Plan Adjustments. This program is at \$500,000 retention. We use the total target to maintain the 90% confidence level. We add the confidence layer and 10 x \$500,000 SIR. We have four members in a deficit, Anderson, Colusa, Marysville and Rio Vista.

A motion was made to recommend adjustments as presented to the Board of Directors.

MOTION: Jose Jasso

SECOND: Loree McCay

**MOTION CARRIED
UNANIMOUSLY**

Ayes: Van Steyn, McCay, Warren, Jose, Rodriguez

Nays:



**NORTHERN CALIFORNIA CITIES SELF INSURANCE FUND
EXECUTIVE COMMITTEE MINUTES
VIA TELECONFERENCE
MARCH 25, 2021**

b. Annual Shared Risk Plan Adjustments-Alliant Insurance Services

Mr. Beverly gave an overview of the Annual Shared Risk Plan Adjustments. No refund is recommend. We're maintaining bench marks, but no margin for error or refund. If we had to go to a \$750,000 SIR we would be below the benchmark. We may have to go to that retention in FY 22/23.

James Marta discussed not seeing claims going down in the next 5-10 years or Excess premiums going down.

A motion was made to recommend no refund or assessments to the Board of Directors.

MOTION: Veronica Rodriguez **SECOND:** Jose Jasso

**MOTION CARRIED
UNANIMOUSLY**

Ayes: Van Steyn, McCay, Warren, Jose, Rodriguez

Nays: None.

c. FY 21/22 Deposit Premium Calculations

Mr. Beverly gave a brief overview of the Deposit Premium Calculations. The rates for CJPRMA are going up because they have strengthened funding. We have an estimated 50% increase in premiums. Mr. Beverly also discussed a 50% cap this year.

The 2020 Calendar Year Payroll form (DE 9) is used as the payroll for general liability funding allocation.

The overall change is 16.2 %, we have had a 30% cap on the liability program. We may need to increase the cap because we have twelve members over the cap.

James Marta discussed the cap for members. The members still pay the full admin, excess and shared layer funding. The impact of the cap is felt only in the member's banking layer.

Members discussed a possible cap of 40%, but most are over the 40% overall change.

A motion was made to maintain recommended to maintain 80% confidence level, staying at \$500,000 SIR and look at increasing CAP to 50% or present additional options the Board would consider

MOTION: Jose Jasso **SECOND:** Veronica Rodriguez

**MOTION CARRIED
UNANIMOUSLY**

Ayes: Van Steyn, McCay, Warren, Jose, Rodriguez

Nays:



**NORTHERN CALIFORNIA CITIES SELF INSURANCE FUND
EXECUTIVE COMMITTEE MINUTES
VIA TELECONFERENCE
MARCH 25, 2021**

G.4 Sedgwick Liability Claims Administration Services Renewal Agreement

Mr. Beverly gave an overview of the Sedgwick Liability Claims Administration Services Renewal Agreement. Sedgwick has given us a three year proposal with an increase of 2.8% increase to the current budget. We do have caps in place for the field adjusting. The proposal itself has each year going up 3%. Reviewed the services available to members and allocated expenses. Reviewed the Sedgwick contract. We would prefer to extend the old contract and if we do have a new contract we will want to have an attorney review it and negotiate the new terms.

Dori Zumwalt agreed that we can extend the old contract.

A motion was made to recommend to approve the agreement with Sedgwick as presented to the Board of Directors.

MOTION: Jose Jasso

SECOND: Stephanie Van Steyn

**MOTION CARRIED
UNANIMOUSLY**

Ayes: Van Steyn, McCay, Warren, Jose, Rodriguez

Nays:

G.5 FY 21/22 NCCSIF Administration Budget

Mr. Beverly discussed the FY 21/22 NCCSIF Administration Budget. We budgeted for an additional Workers' Compensation Claims audit included at \$15,000 pending discussion regarding a follow-up audit for the program in FY 21/22. We may also need to adjust the budget for State Funding/Fraud Assessment has been estimated to increase by 7%.

G.6 Core Logic Wildfire Risk Scores

Mr. Beverly discussed Core logic Wildfire Risk Scores. It does cover a fair number of criteria and how close you locations are to wildfire areas. The reasoning for doing this is prioritizing and addressing wildfire risk for their properties. They provide a detailed report on fuel, composition, slope and associated factors including wind.

Core Logic has a master contract with Alliant that gives us a larger discount. We will run no more than 2,222 and a cost not to exceed \$5,000. This could be paid from the contingency budget. Members discussed this putting them at an advantage in identifying and addressing risks as well as improving the risk profile with underwriters.

A motion was made to recommend running the Corelogic Wildfire Risk Scores.

MOTION: Jose Jasso

SECOND: Loree McCay

**MOTION CARRIED
UNANIMOUSLY**

Ayes: Van Steyn, McCay, Warren, Jose, Rodriguez



**NORTHERN CALIFORNIA CITIES SELF INSURANCE FUND
EXECUTIVE COMMITTEE MINUTES
VIA TELECONFERENCE
MARCH 25, 2021**

Nays: None

G.7 FY 21/22 NorCal Cities Executive Committee Rotation & Officers

Mr. Beverly gave an overview of the FY 21/22 NorCal Cities Executive Committee rotational schedule. We will have some new members joining the Executive Committee.

Information only.

G.8 Preliminary 21/22 Meeting Calendar

Mr. Beverly reviewed the 21/22 Meeting Calendar. Please let us know if you have any conflicts with the Meeting dates.

No motion was made, we didn't have a quorum.

G.9 FY 21/22 Renewal Update

Mr. Beverly gave an overview of the 21/22 Renewal Updates. This is a very hard renewal year and were anticipating premium increases in all programs. We have marketed the property program and are trying to get a buy down of our own assuming it will be cheaper. The goal is to keep AIP for Auto and Excess coverage, Cyber and Pollution.

The group has purchased Excess Cyber for FY 20/21 and although it is increasing substantially it will be less than if you were trying to buy it for the first time this year.

H. INFORMATION ITEMS

1. NCCSIF Organizational Chart
2. NCCSIF 2020-2021 Meeting Calendar

There was no discussion on these items.

I. ADJOURNMENT

The meeting was adjourned at 12:10 p.m.

Respectfully Submitted,

Jennifer Styczynski, Secretary

Date

Company Name: NCCSIF
Report Name: NCCSIF Check Register Board Report
Created On: 3/31/2021

Check#	Date	Vendor	Account Title	Account Memo	Amount
11899	3/4/2021	York Risk Svcs Grp Inc.	On Site	52204 Safety & Risk Ctrl Svcs-Jan/Feb 21	29,746.66
11900	3/4/2021	Sedgwick CMS, Inc	Claims Admin - Liab ULAE	51135 Feb 2021 Liab Claims	21,177.67
11901	3/4/2021	Sedgwick CMS, Inc	Claims Admin - WC Only	52300 Feb 2021 WC Claims	50,699.33
11902	3/4/2021	JM and Co. LLP	Acctg Svcs	52403 Monthly Acctg Svcs - Feb 2021	9,120.00
11903	3/4/2021	Alliant Ins Svcs Inc	Program Admin Fee	52401 Mar 2021 Monthly Installment	29,166.92
11904	3/4/2021	CAM, Inc.	Investment Income	44040 Investment Income	4,870.34
11905	3/4/2021	City of Lincoln	Police RM Grant Funds	52209 14 WatchGuard body cameras	11,632.00
11906	3/18/2021	Gibbons and Conley	Legal Services	52103 Feb 2021 General Matters	496.10

Company Name: NCCSIF
Report Name: NCCSIF Check Register Board Report
Created On: 4/30/2021

Check#	Date	Vendor	Account Title	Account Memo	Amount
11907	4/5/2021	Sedgwick CMS, Inc	Claims Admin - Liab ULAE	51135 Mar 2021 Liab Claims	21,177.67
11908	4/5/2021	CAM, Inc.	Investment Income	44040 Investment Income	4,849.67
11909	4/5/2021	City of Nevada City	Police RM Grant Funds	52209 3.18.21 Axon-Body Cam Storage	1,515.00
11910	4/5/2021	York Risk Svcs Grp	On Site	52204 Safety & Risk Ctrl Svcs - 03/2021	14,873.33
11911	4/5/2021	Sedgwick CMS, Inc	Claims Admin - Liab ALE	51136 07/20-10/20 TE NCCSIF GL	886.05
11912	4/5/2021	Sedgwick CMS, Inc	Claims Admin - Mnthly WC	52300 Mar 2021 WC Claims	50,699.33
11913	4/5/2021	CJPRMA	Other Insurance Exp	54150 20/21 Drone Prem - Folsom	696.00
11914	4/5/2021	JM and Co LLP	Acctg Services	52403 Mnthly Acctg Svcs 03/2021	9,120.00
11915	4/5/2021	34th Street, Inc.	RM Comm Services	52201 AB1234 Ethics Training	1,500.00
11916	4/5/2021	Auburn Police Dept.	Police RM Grant Funds	52209 7 body worn cameras	5,998.49
11917	4/5/2021	Alliant Ins Svcs Inc	Program Admin Fee	52401 Apr 2021 Monthly Installment	29,166.92
11918	4/15/2021	Gibbons and Conley	Legal Services	52103 Mar 2021 General Matters	541.20



Northern CA Cities Self Ins. Fund Short Term - Account #170

MONTHLY ACCOUNT STATEMENT

MARCH 1, 2021 THROUGH MARCH 31, 2021

Chandler Team:

For questions about your account, please call (800) 317-4747,
or contact operations@chandlerasset.com

Custodian

Bank of New York Mellon
Lauren Dehner
(904) 645-1918

CHANDLER ASSET MANAGEMENT
chandlerasset.com

Information contained herein is confidential. We urge you to compare this statement to the one you receive from your qualified custodian. Please see Important Disclosures.



PORTFOLIO CHARACTERISTICS

Average Modified Duration	2.56
Average Coupon	1.78%
Average Purchase YTM	1.67%
Average Market YTM	0.48%
Average S&P/Moody Rating	AA/Aa1
Average Final Maturity	2.84 yrs
Average Life	2.62 yrs

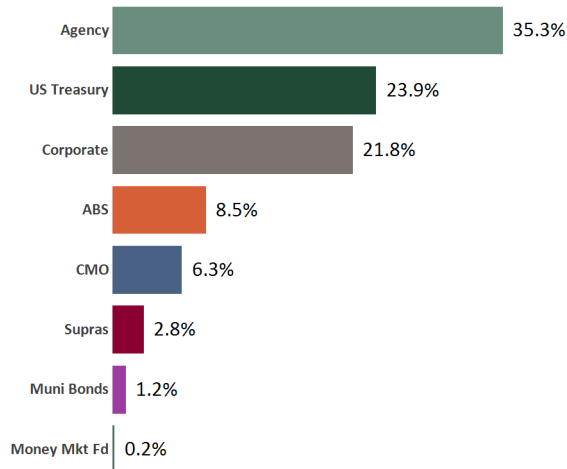
ACCOUNT SUMMARY

	Beg. Values as of 2/28/21	End Values as of 3/31/21
Market Value	28,159,405	28,140,818
Accrued Interest	116,244	96,708
Total Market Value	28,275,649	28,237,526
Income Earned	40,488	49,353
Cont/WD		0
Par	27,384,865	27,465,616
Book Value	27,470,830	27,539,975
Cost Value	27,506,947	27,572,017

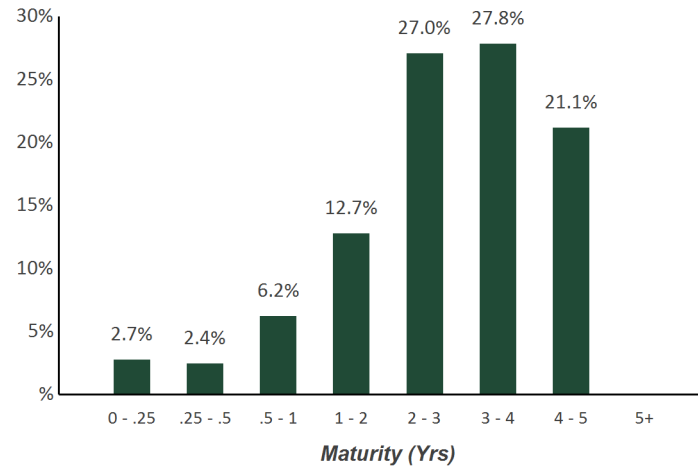
TOP ISSUERS

Government of United States	23.9%
Federal Home Loan Mortgage Corp	16.7%
Federal National Mortgage Assoc	15.2%
Federal Home Loan Bank	9.7%
Honda ABS	2.0%
John Deere ABS	2.0%
Inter-American Dev Bank	1.9%
Honda Motor Corporation	1.3%
Total	72.8%

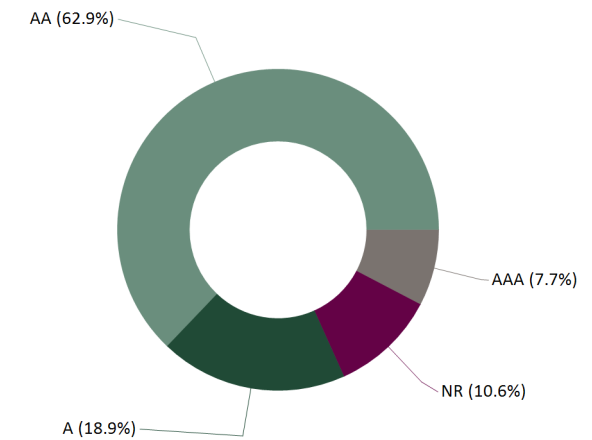
SECTOR ALLOCATION



MATURITY DISTRIBUTION



CREDIT QUALITY (S&P)



PERFORMANCE REVIEW

TOTAL RATE OF RETURN	1M	3M	YTD	1YR	Annualized				
					2YRS	3YRS	5YRS	10YRS	12/31/1997
Northern CA Cities Self Ins. Fund Short Term	-0.13%	-0.50%	-0.50%	1.63%	3.57%	3.52%	2.18%	1.97%	3.80%
ICE BAML 1-5 Year US Treasury/Agency Index	-0.10%	-0.52%	-0.52%	-0.07%	3.31%	3.25%	1.91%	1.72%	3.48%
ICE BAML 1-5 Yr US Issuers Corp/Govt Rtd AAA-A Idx	-0.11%	-0.54%	-0.54%	0.49%	3.43%	3.38%	2.03%	1.86%	3.59%

Statement of Compliance

As of March 31, 2021



Northern California Cities Self-Insurance Fund - Short Term

The portfolio complies with state law and with the Client's investment policy.

Category	Standard	Comment
Treasury Issues	No limitation	Complies
US Government & Agencies	No limitation; Include: mortgage-backed, mortgage passthrough securities, and collateralized mortgage obligations issued by the federal government or federal agency/GSE issuers	Complies
Supranationals	AA rating category or better by a NRSRO; 30% maximum; 5 years max maturity; Issued by IBRD, IFC or IADB only	Complies
Municipal Securities	5 years max maturity	Complies
Asset-Backed & Mortgage-Backed Securities	AA rating category or better by a NRSRO; 20% maximum; 5 years max maturity	Complies
Banker's Acceptances	40% maximum; 180 days max maturity	Complies
Commercial Paper	A-1/P-1 by a NRSRO; 25% maximum; 270 days max maturity	Complies
Corporate Medium Term Notes	A rating category or better by a NRSRO; 30% maximum; 5 years max maturity	Complies
Money Market Mutual Funds	Highest ratings by two NRSROs; 20% maximum	Complies
Mutual Funds	Highest ratings by two NRSROs; 20% maximum	Complies
Negotiable CDs	30% maximum; 5 years max maturity	Complies
Time Certificates of Deposit; Collateralized Bank Deposits	5 years max maturity	Complies
LAIF	Maximum as law permits	Complies
Repurchase Agreements	1 year max maturity; Not used by Investment Adviser	Complies
Prohibited	Common or preferred stocks, convertible or junk bonds, commodities, options, limited partnerships, GICs, Reverse repurchase agreements, uninsured deposits, Inverse floaters; ranges notes, mortgage derived, interest only strips, Zero interest accrual securities if held to maturity; Investments denominated in Non-USD; Collateralized Mortgage Obligations (CMOs) with collateral not specifically GNMA, FHLMC, or FNMA; Purchasing or selling securities on margin Securities lending or any other form of borrowing or leverage	Complies
Max Per Issuer	5% per issuer or institution unless explicitly stated in the policy, excluding U.S. government, agency, investment pool, and money market funds	Complies
Maximum Maturity	10 years	Complies

Reconciliation Summary

As of March 31, 2021



BOOK VALUE RECONCILIATION		
BEGINNING BOOK VALUE		\$27,470,829.52
<u>Acquisition</u>		
+ Security Purchases	\$1,258,803.62	
+ Money Market Fund Purchases	\$985,315.47	
+ Money Market Contributions	\$0.00	
+ Security Contributions	\$0.00	
+ Security Transfers	\$0.00	
Total Acquisitions		\$2,244,119.09
<u>Dispositions</u>		
- Security Sales	\$254,997.45	
- Money Market Fund Sales	\$1,004,317.30	
- MMF Withdrawals	\$0.00	
- Security Withdrawals	\$0.00	
- Security Transfers	\$0.00	
- Other Dispositions	\$0.00	
- Maturities	\$550,000.00	
- Calls	\$318,844.65	
- Principal Paydowns	\$55,247.96	
Total Dispositions		\$2,183,407.36
<u>Amortization/Accretion</u>		
+/- Net Accretion	\$8,177.97	
		\$8,177.97
<u>Gain/Loss on Dispositions</u>		
+/- Realized Gain/Loss	\$255.29	
		\$255.29
ENDING BOOK VALUE		\$27,539,974.51

CASH TRANSACTION SUMMARY		
BEGINNING BALANCE		\$74,180.89
<u>Acquisition</u>		
Contributions	\$0.00	
Security Sale Proceeds	\$254,997.45	
Accrued Interest Received	\$219.58	
Interest Received	\$60,881.06	
Dividend Received	\$0.80	
Principal on Maturities	\$550,000.00	
Interest on Maturities	\$0.00	
Calls/Redemption (Principal)	\$318,844.65	
Interest from Calls/Redemption	\$341.00	
Principal Paydown	\$55,247.96	
Total Acquisitions	\$1,240,532.50	
<u>Dispositions</u>		
Withdrawals	\$0.00	
Security Purchase	\$1,258,803.62	
Accrued Interest Paid	\$730.71	
Total Dispositions	\$1,259,534.33	
ENDING BOOK VALUE		\$55,179.06



Northern Cal. Cities Self Ins. Fund Long Term - Account #171

MONTHLY ACCOUNT STATEMENT

MARCH 1, 2021 THROUGH MARCH 31, 2021

Chandler Team:

For questions about your account, please call (800) 317-4747,
or contact operations@chandlerasset.com

Custodian

Bank of New York Mellon
Lauren Dehner
(904) 645-1918

CHANDLER ASSET MANAGEMENT
chandlerasset.com

Information contained herein is confidential. We urge you to compare this statement to the one you receive from your qualified custodian. Please see Important Disclosures.



PORTFOLIO CHARACTERISTICS

Average Modified Duration	3.81
Average Coupon	1.99%
Average Purchase YTM	1.95%
Average Market YTM	0.80%
Average S&P/Moody Rating	AA/Aa1
Average Final Maturity	4.16 yrs
Average Life	4.01 yrs

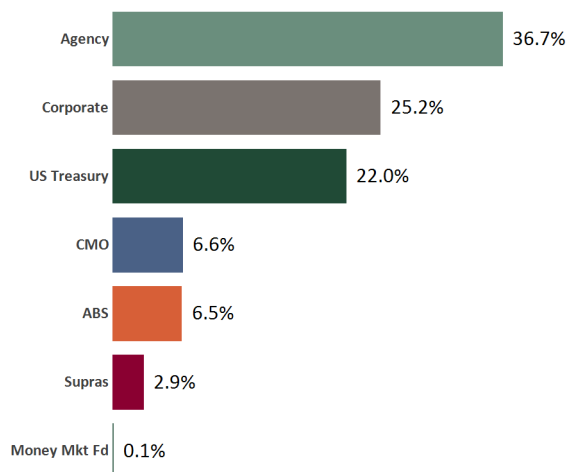
ACCOUNT SUMMARY

	Beg. Values as of 2/28/21	End Values as of 3/31/21
Market Value	29,665,461	29,560,168
Accrued Interest	145,117	107,244
Total Market Value	29,810,578	29,667,412
Income Earned	48,541	58,277
Cont/WD		0
Par	28,573,235	28,732,633
Book Value	28,614,206	28,728,889
Cost Value	28,597,447	28,719,929

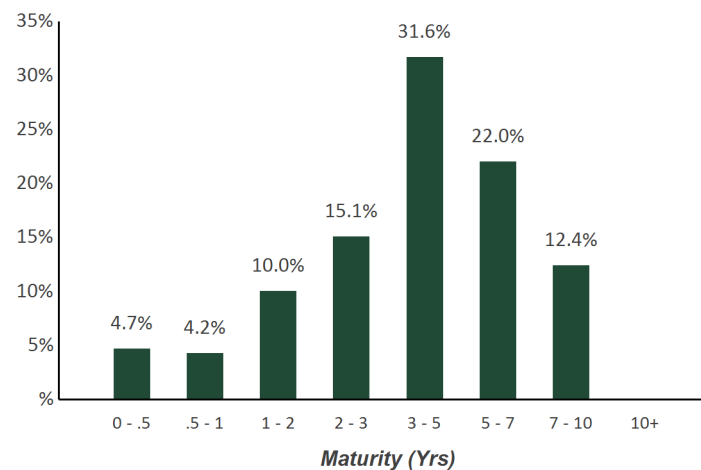
TOP ISSUERS

Government of United States	22.0%
Federal Home Loan Bank	15.3%
Federal National Mortgage Assoc	13.9%
Federal Home Loan Mortgage Corp	10.4%
Tennessee Valley Authority	3.6%
Inter-American Dev Bank	2.9%
Deere & Company	1.9%
Toyota ABS	1.8%
Total	71.9%

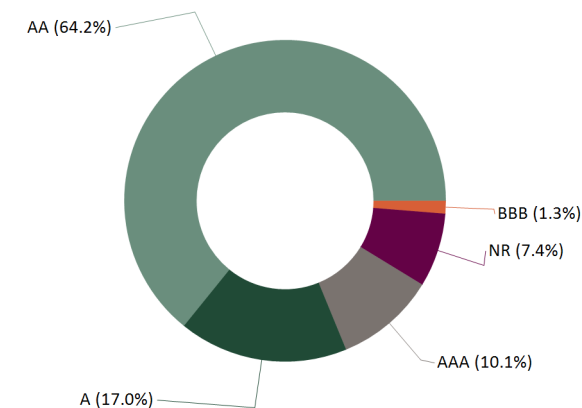
SECTOR ALLOCATION



MATURITY DISTRIBUTION



CREDIT QUALITY (S&P)



PERFORMANCE REVIEW

TOTAL RATE OF RETURN	1M	3M	YTD	1YR	Annualized				
					2YRS	3YRS	5YRS	10YRS	5/31/2006
Northern Cal. Cities Self Ins. Fund Long Term	-0.48%	-1.62%	-1.62%	0.93%	4.09%	4.07%	2.45%	2.64%	3.76%
ICE BAML 1-10 Yr US Treasury/Agency Index	-0.48%	-1.71%	-1.71%	-1.32%	3.66%	3.69%	2.05%	2.30%	3.37%
ICE BAML 1-10 Yr US Corporate/Govt Rated AAA-A Idx	-0.54%	-1.77%	-1.77%	0.23%	4.01%	4.03%	2.39%	2.62%	3.56%

Statement of Compliance

As of March 31, 2021



Northern California Cities Self-Insurance Fund - Long Term

The portfolio complies with state law and with the Client's investment policy.

Category	Standard	Comment
Treasury Issues	No limitation	Complies
US Government & Agencies	No limitation; Include: mortgage-backed, mortgage passthrough securities, and collateralized mortgage obligations issued by the federal government or federal agency/GSE issuers	Complies
Supranationals	AA rating category or better by a NRSRO; 30% maximum; 5 years max maturity; Issued by IBRD, IFC or IADB only	Complies
Municipal Securities	5 years max maturity	Complies
Asset-Backed & Mortgage-Backed Securities	AA rating category or better by a NRSRO; 20% maximum; 5 years max maturity	Complies
Banker's Acceptances	40% maximum; 180 days max maturity	Complies
Commercial Paper	A-1/P-1 by a NRSRO; 25% maximum; 270 days max maturity	Complies
Corporate Medium Term Notes	A rating category or better by a NRSRO; 30% maximum; 5 years max maturity	Complies
Money Market Mutual Funds	Highest ratings by two NRSROs; 20% maximum	Complies
Mutual Funds	Highest ratings by two NRSROs; 20% maximum	Complies
Negotiable CDs	30% maximum; 5 years max maturity	Complies
Time Certificates of Deposit; Collateralized Bank Deposits	5 years max maturity	Complies
LAIF	Maximum as law permits	Complies
Repurchase Agreements	1 year max maturity; Not used by Investment Adviser	Complies
Prohibited	Common or preferred stocks, convertible or junk bonds, commodities, options, limited partnerships, GICs, Reverse repurchase agreements, uninsured deposits, Inverse floaters; ranges notes, mortgage derived, interest only strips, Zero interest accrual securities if held to maturity; Investments denominated in Non-USD; Collateralized Mortgage Obligations (CMOs) with collateral not specifically GNMA, FHLMC, or FNMA; Purchasing or selling securities on margin Securities lending or any other form of borrowing or leverage	Complies
Max Per Issuer	5% per issuer or institution unless explicitly stated in the policy, excluding U.S. government, agency, investment pool, and money market funds	Complies
Maximum Maturity	10 years	Complies

Reconciliation Summary

As of March 31, 2021



BOOK VALUE RECONCILIATION		
BEGINNING BOOK VALUE		\$28,614,205.90
<u>Acquisition</u>		
+ Security Purchases	\$1,736,718.95	
+ Money Market Fund Purchases	\$745,994.43	
+ Money Market Contributions	\$0.00	
+ Security Contributions	\$0.00	
+ Security Transfers	\$0.00	
Total Acquisitions		\$2,482,713.38
<u>Dispositions</u>		
- Security Sales	\$975,753.19	
- Money Market Fund Sales	\$757,981.40	
- MMF Withdrawals	\$0.00	
- Security Withdrawals	\$0.00	
- Security Transfers	\$0.00	
- Other Dispositions	\$0.00	
- Maturities	\$325,000.00	
- Calls	\$323,987.30	
- Principal Paydowns	\$13,615.52	
Total Dispositions		\$2,396,337.41
<u>Amortization/Accretion</u>		
+/- Net Accretion	\$9,773.47	
		\$9,773.47
<u>Gain/Loss on Dispositions</u>		
+/- Realized Gain/Loss	\$18,533.89	
		\$18,533.89
ENDING BOOK VALUE		\$28,728,889.23

CASH TRANSACTION SUMMARY		
BEGINNING BALANCE		\$40,142.44
<u>Acquisition</u>		
Contributions	\$0.00	
Security Sale Proceeds	\$975,753.19	
Accrued Interest Received	\$4,434.73	
Interest Received	\$83,044.37	
Dividend Received	\$0.74	
Principal on Maturities	\$325,000.00	
Interest on Maturities	\$0.00	
Calls/Redemption (Principal)	\$323,987.30	
Interest from Calls/Redemption	\$346.50	
Principal Paydown	\$13,615.52	
Total Acquisitions	\$1,726,182.35	
<u>Dispositions</u>		
Withdrawals	\$0.00	
Security Purchase	\$1,736,718.95	
Accrued Interest Paid	\$1,450.37	
Total Dispositions	\$1,738,169.32	
ENDING BOOK VALUE		\$28,155.47



Northern CA Cities Self Ins. Fund Short Term - Account #170

MONTHLY ACCOUNT STATEMENT

APRIL 1, 2021 THROUGH APRIL 30, 2021

Chandler Team:

For questions about your account, please call (800) 317-4747,
or contact operations@chandlerasset.com

Custodian

Bank of New York Mellon
Lauren Dehner
(904) 645-1918

CHANDLER ASSET MANAGEMENT
chandlerasset.com

Information contained herein is confidential. We urge you to compare this statement to the one you receive from your qualified custodian. Please see Important Disclosures.



PORTFOLIO CHARACTERISTICS

Average Modified Duration	2.56
Average Coupon	1.76%
Average Purchase YTM	1.65%
Average Market YTM	0.45%
Average S&P/Moody Rating	AA/Aa1
Average Final Maturity	2.85 yrs
Average Life	2.62 yrs

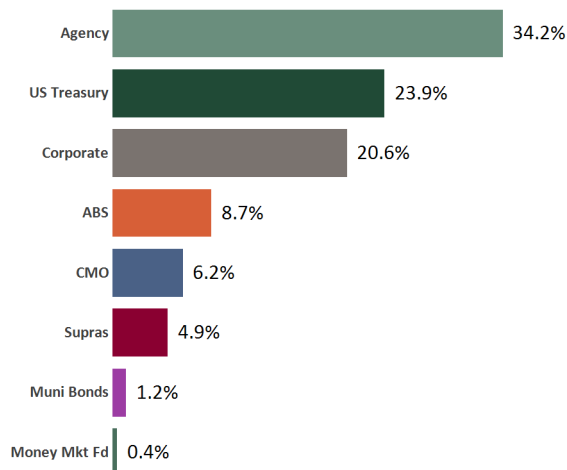
ACCOUNT SUMMARY

	Beg. Values as of 3/31/21	End Values as of 4/30/21
Market Value	28,140,818	28,190,883
Accrued Interest	96,708	105,073
Total Market Value	28,237,526	28,295,956
Income Earned	49,353	38,188
Cont/WD		-833
Par	27,465,616	27,501,416
Book Value	27,539,975	27,572,056
Cost Value	27,572,017	27,611,780

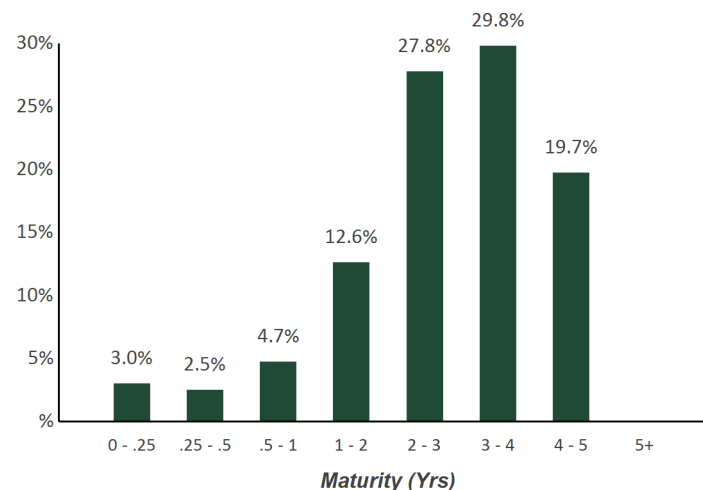
TOP ISSUERS

Government of United States	23.9%
Federal Home Loan Mortgage Corp	16.6%
Federal National Mortgage Assoc	14.2%
Federal Home Loan Bank	9.7%
Inter-American Dev Bank	4.0%
Honda ABS	2.0%
John Deere ABS	1.9%
Honda Motor Corporation	1.3%
Total	73.4%

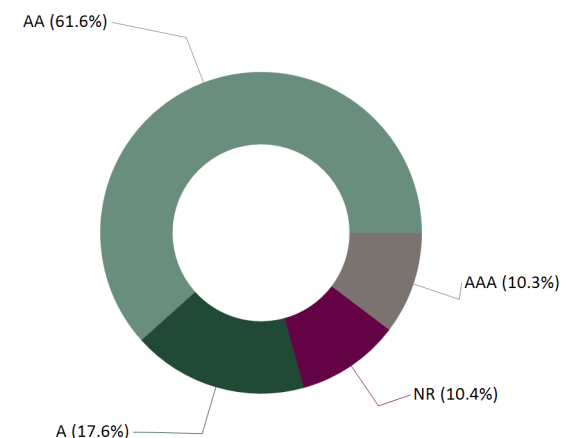
SECTOR ALLOCATION



MATURITY DISTRIBUTION



CREDIT QUALITY (S&P)



PERFORMANCE REVIEW

TOTAL RATE OF RETURN	1M	3M	YTD	1YR	Annualized				
					2YRS	3YRS	5YRS	10YRS	12/31/1997
Northern CA Cities Self Ins. Fund Short Term	0.21%	-0.28%	-0.29%	1.11%	3.58%	3.66%	2.21%	1.92%	3.79%
ICE BAML 1-5 Year US Treasury/Agency Index	0.16%	-0.31%	-0.36%	0.00%	3.31%	3.43%	1.94%	1.67%	3.48%
ICE BAML 1-5 Yr US Issuers Corp/Govt Rtd AAA-A Idx	0.19%	-0.30%	-0.35%	0.34%	3.44%	3.55%	2.06%	1.81%	3.59%

Statement of Compliance

As of April 30, 2021



Northern California Cities Self-Insurance Fund - Short Term

The portfolio complies with state law and with the Client's investment policy.

Category	Standard	Comment
Treasury Issues	No limitation	Complies
US Government & Agencies	No limitation; Include: mortgage-backed, mortgage passthrough securities, and collateralized mortgage obligations issued by the federal government or federal agency/GSE issuers	Complies
Supranationals	AA rating category or better by a NRSRO; 30% maximum; 5 years max maturity; Issued by IBRD, IFC or IADB only	Complies
Municipal Securities	5 years max maturity	Complies
Asset-Backed & Mortgage-Backed Securities	AA rating category or better by a NRSRO; 20% maximum; 5 years max maturity	Complies
Banker's Acceptances	40% maximum; 180 days max maturity	Complies
Commercial Paper	A-1/P-1 by a NRSRO; 25% maximum; 270 days max maturity	Complies
Corporate Medium Term Notes	A rating category or better by a NRSRO; 30% maximum; 5 years max maturity	Complies
Money Market Mutual Funds	Highest ratings by two NRSROs; 20% maximum	Complies
Mutual Funds	Highest ratings by two NRSROs; 20% maximum	Complies
Negotiable CDs	30% maximum; 5 years max maturity	Complies
Time Certificates of Deposit; Collateralized Bank Deposits	5 years max maturity	Complies
LAIF	Maximum as law permits	Complies
Repurchase Agreements	1 year max maturity; Not used by Investment Adviser	Complies
Prohibited	Common or preferred stocks, convertible or junk bonds, commodities, options, limited partnerships, GICs, Reverse repurchase agreements, uninsured deposits, Inverse floaters; ranges notes, mortgage derived, interest only strips, Zero interest accrual securities if held to maturity; Investments denominated in Non-USD; Collateralized Mortgage Obligations (CMOs) with collateral not specifically GNMA, FHLMC, or FNMA; Purchasing or selling securities on margin; Securities lending or any other form of borrowing or leverage	Complies
Max Per Issuer	5% per issuer or institution unless explicitly stated in the policy, excluding U.S. government, agency, investment pool, and money market funds	Complies
Maximum Maturity	10 years	Complies

Reconciliation Summary

As of April 30, 2021



BOOK VALUE RECONCILIATION		
BEGINNING BOOK VALUE		\$27,539,974.51
<u>Acquisition</u>		
+ Security Purchases	\$692,353.88	
+ Money Market Fund Purchases	\$752,298.49	
+ Money Market Contributions	\$0.00	
+ Security Contributions	\$0.00	
+ Security Transfers	\$0.00	
Total Acquisitions		\$1,444,652.37
<u>Dispositions</u>		
- Security Sales	\$642,005.80	
- Money Market Fund Sales	\$692,353.88	
- MMF Withdrawals	\$833.18	
- Security Withdrawals	\$0.00	
- Security Transfers	\$0.00	
- Other Dispositions	\$0.00	
- Maturities	\$0.00	
- Calls	\$0.00	
- Principal Paydowns	\$78,311.02	
Total Dispositions		\$1,413,503.88
<u>Amortization/Accretion</u>		
+/- Net Accretion	(\$2,158.58)	
		(\$2,158.58)
<u>Gain/Loss on Dispositions</u>		
+/- Realized Gain/Loss	\$3,091.18	
		\$3,091.18
ENDING BOOK VALUE		\$27,572,055.60

CASH TRANSACTION SUMMARY		
BEGINNING BALANCE		\$55,179.06
<u>Acquisition</u>		
Contributions	\$0.00	
Security Sale Proceeds	\$642,005.80	
Accrued Interest Received	\$772.35	
Interest Received	\$31,205.31	
Dividend Received	\$4.01	
Principal on Maturities	\$0.00	
Interest on Maturities	\$0.00	
Calls/Redemption (Principal)	\$0.00	
Interest from Calls/Redemption	\$0.00	
Principal Paydown	\$78,311.02	
Total Acquisitions	\$752,298.49	
<u>Dispositions</u>		
Withdrawals	\$833.18	
Security Purchase	\$692,353.88	
Accrued Interest Paid	\$0.00	
Total Dispositions	\$693,187.06	
ENDING BOOK VALUE		\$114,290.49



Northern Cal. Cities Self Ins. Fund Long Term - Account #171

MONTHLY ACCOUNT STATEMENT

APRIL 1, 2021 THROUGH APRIL 30, 2021

Chandler Team:

For questions about your account, please call (800) 317-4747,
or contact operations@chandlerasset.com

Custodian

Bank of New York Mellon
Lauren Dehner
(904) 645-1918

CHANDLER ASSET MANAGEMENT
chandlerasset.com

Information contained herein is confidential. We urge you to compare this statement to the one you receive from your qualified custodian. Please see Important Disclosures.



PORTFOLIO CHARACTERISTICS

Average Modified Duration	3.78
Average Coupon	1.97%
Average Purchase YTM	1.93%
Average Market YTM	0.72%
Average S&P/Moody Rating	AA/Aa1
Average Final Maturity	4.15 yrs
Average Life	3.97 yrs

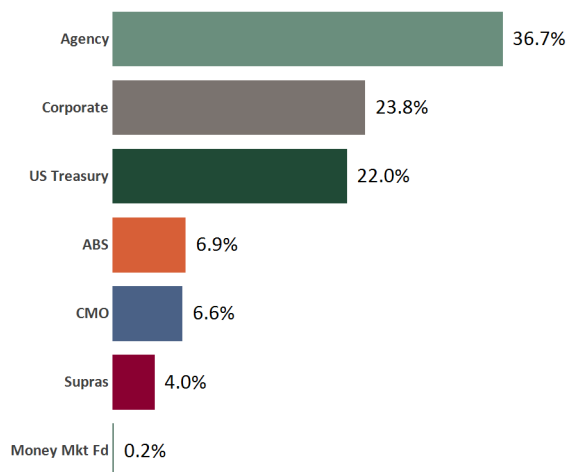
ACCOUNT SUMMARY

	Beg. Values as of 3/31/21	End Values as of 4/30/21
Market Value	29,560,168	29,668,640
Accrued Interest	107,244	123,999
Total Market Value	29,667,412	29,792,639
Income Earned	58,277	46,744
Cont/WD		-254
Par	28,732,633	28,766,493
Book Value	28,728,889	28,760,849
Cost Value	28,719,929	28,752,753

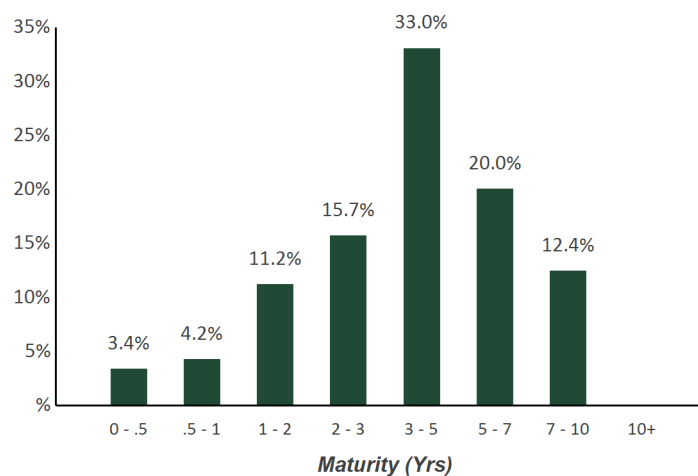
TOP ISSUERS

Government of United States	22.0%
Federal Home Loan Bank	15.3%
Federal National Mortgage Assoc	13.9%
Federal Home Loan Mortgage Corp	10.4%
Inter-American Dev Bank	4.0%
Tennessee Valley Authority	3.6%
Deere & Company	1.9%
Toyota ABS	1.8%
Total	72.9%

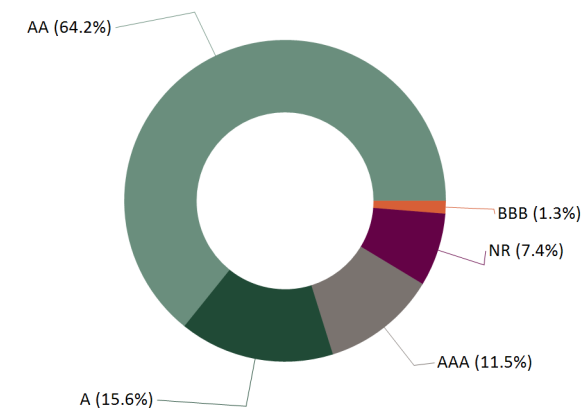
SECTOR ALLOCATION



MATURITY DISTRIBUTION



CREDIT QUALITY (S&P)



PERFORMANCE REVIEW

TOTAL RATE OF RETURN	1M	3M	YTD	1YR	Annualized				
					2YRS	3YRS	5YRS	10YRS	5/31/2006
Northern Cal. Cities Self Ins. Fund Long Term	0.42%	-0.95%	-1.20%	0.52%	4.25%	4.36%	2.53%	2.57%	3.77%
ICE BAML 1-10 Yr US Treasury/Agency Index	0.37%	-1.07%	-1.34%	-1.13%	3.83%	4.00%	2.13%	2.24%	3.38%
ICE BAML 1-10 Yr US Corporate/Govt Rated AAA-A Idx	0.43%	-1.06%	-1.34%	-0.13%	4.17%	4.35%	2.45%	2.56%	3.57%

Statement of Compliance

As of April 30, 2021



Northern California Cities Self-Insurance Fund - Long Term

The portfolio complies with state law and with the Client's investment policy.

Category	Standard	Comment
Treasury Issues	No limitation	Complies
US Government & Agencies	No limitation; Include: mortgage-backed, mortgage passthrough securities, and collateralized mortgage obligations issued by the federal government or federal agency/GSE issuers	Complies
Supranationals	AA rating category or better by a NRSRO; 30% maximum; 5 years max maturity; Issued by IBRD, IFC or IADB only	Complies
Municipal Securities	5 years max maturity	Complies
Asset-Backed & Mortgage-Backed Securities	AA rating category or better by a NRSRO; 20% maximum; 5 years max maturity	Complies
Banker's Acceptances	40% maximum; 180 days max maturity	Complies
Commercial Paper	A-1/P-1 by a NRSRO; 25% maximum; 270 days max maturity	Complies
Corporate Medium Term Notes	A rating category or better by a NRSRO; 30% maximum; 5 years max maturity	Complies
Money Market Mutual Funds	Highest ratings by two NRSROs; 20% maximum	Complies
Mutual Funds	Highest ratings by two NRSROs; 20% maximum	Complies
Negotiable CDs	30% maximum; 5 years max maturity	Complies
Time Certificates of Deposit; Collateralized Bank Deposits	5 years max maturity	Complies
LAIF	Maximum as law permits	Complies
Repurchase Agreements	1 year max maturity; Not used by Investment Adviser	Complies
Prohibited	Common or preferred stocks, convertible or junk bonds, commodities, options, limited partnerships, GICs, Reverse repurchase agreements, uninsured deposits, Inverse floaters; ranges notes, mortgage derived, interest only strips, Zero interest accrual securities if held to maturity; Investments denominated in Non-USD; Collateralized Mortgage Obligations (CMOs) with collateral not specifically GNMA, FHLMC, or FNMA; Purchasing or selling securities on margin; Securities lending or any other form of borrowing or leverage	Complies
Max Per Issuer	5% per issuer or institution unless explicitly stated in the policy, excluding U.S. government, agency, investment pool, and money market funds	Complies
Maximum Maturity	10 years	Complies

Reconciliation Summary

As of April 30, 2021



BOOK VALUE RECONCILIATION		
BEGINNING BOOK VALUE		\$28,728,889.23
<u>Acquisition</u>		
+ Security Purchases	\$428,589.95	
+ Money Market Fund Purchases	\$446,350.66	
+ Money Market Contributions	\$0.00	
+ Security Contributions	\$0.00	
+ Security Transfers	\$0.00	
Total Acquisitions		\$874,940.61
<u>Dispositions</u>		
- Security Sales	\$402,173.80	
- Money Market Fund Sales	\$428,589.95	
- MMF Withdrawals	\$254.32	
- Security Withdrawals	\$0.00	
- Security Transfers	\$0.00	
- Other Dispositions	\$0.00	
- Maturities	\$0.00	
- Calls	\$0.00	
- Principal Paydowns	\$13,645.84	
Total Dispositions		\$844,663.91
<u>Amortization/Accretion</u>		
+/- Net Accretion	(\$541.83)	
		(\$541.83)
<u>Gain/Loss on Dispositions</u>		
+/- Realized Gain/Loss	\$2,224.46	
		\$2,224.46
ENDING BOOK VALUE		\$28,760,848.56

CASH TRANSACTION SUMMARY		
BEGINNING BALANCE		\$28,155.47
<u>Acquisition</u>		
Contributions	\$0.00	
Security Sale Proceeds	\$402,173.80	
Accrued Interest Received	\$633.34	
Interest Received	\$29,896.45	
Dividend Received	\$1.23	
Principal on Maturities	\$0.00	
Interest on Maturities	\$0.00	
Calls/Redemption (Principal)	\$0.00	
Interest from Calls/Redemption	\$0.00	
Principal Paydown	\$13,645.84	
Total Acquisitions	\$446,350.66	
<u>Dispositions</u>		
Withdrawals	\$254.32	
Security Purchase	\$428,589.95	
Accrued Interest Paid	\$0.00	
Total Dispositions	\$428,844.27	
ENDING BOOK VALUE		\$45,661.86



BETTY T. YEE

California State Controller

LOCAL AGENCY INVESTMENT FUND
REMITTANCE ADVICE

Agency Name

NO CAL CITIES SELF INSUR FUND

Account Number

35-11-001

As of 04/15/2021, your Local Agency Investment Fund account has been directly credited with the interest earned on your deposits for the quarter ending 03/31/2021.

Earnings Ratio		.00001214175683392
Interest Rate		0.44%
Dollar Day Total	\$	1,555,585,536.74
Quarter End Principal Balance	\$	16,951,352.57
Quarterly Interest Earned	\$	18,887.54

**Northern California Cities Self Insurance Fund***c/o Alliant Insurance Services, Inc.**Corporate Insurance License No. 0C36861*

*Main Location: 2180 Harvard Street, Suite 460, Sacramento, CA 95815 * (916) 643-2700 * Facsimile: (916) 643-2750*
*Accounting Location: Mr. James Marta, James Marta & Company, 701 Howe Avenue, Suite E3, Sacramento, CA 95825 * (916) 993-9494*

**NCCSIF
INVESTMENT REPORT
FOR THE QUARTER ENDING March 31, 2021**

	<u>MARKET VALUE</u>
CASH:	
(1) Tri Counties Checking	\$ 198,439.73
(2) Local Agency Inv Fund (LAIF)	<u>16,951,352.57</u>
Total Cash	<u>17,149,792.30</u>
INVESTMENTS (Unrestricted):	
(3) Chandler Investments	
Account no. 170	28,140,818.00
Account no. 171	<u>29,560,168.00</u>
Total Unrestricted Investments	<u>57,700,986.00</u>
TOTAL CASH AND INVESTMENTS	<u><u>\$ 74,850,778.30</u></u>

- (1) This consists of one checking account and two pass-thru accounts (liability and workers comp claims).
- (2) The LAIF rate of return as of quarter ended March 31, 2021 0.41%
- (3) See attached Investment Activity Reports.

THIS PORTFOLIO IS IN COMPLIANCE WITH NCCSIF'S INVESTMENT POLICY AND IS LIQUID ENOUGH TO MEET EXPECTED CASH FLOW NEEDS OVER THE NEXT SIX MONTHS.
THE QUARTERLY REPORT IS IN ACCORDANCE WITH GOVERNMENT CODE §53646 .

Jen Lee, Treasurer

May 3, 2021

Date

A Joint Powers Authority

Members: Cities of Anderson, Auburn, Colusa, Corning, Dixon, Elk Grove, Folsom, Galt, Gridley, Ione, Jackson, Lincoln, Marysville, Nevada City, Oroville, Town of Paradise, Placerville, Red Bluff, Rio Vista, Rocklin, Willows and Yuba City.

Lexipol Law Enforcement Pricing												
Company	State	RMA	Num Sworn Officers	LE Policy DTB Status	LE Policy Manual Start Date	LE Policy Manual Renewal Date	LE Policy DTB Start Date	LE Policy DTB Renewal Date	2019 Pricing	2020 Pricing	2021 Pricing	2022 Pricing
Anderson PD-CA	CA	NCCSIF	18	Yes	7/10/1998	7/1/2020	6/1/2009	7/1/2020	6,248	6,435	6,627.00	6,826.00
Auburn PD-CA	CA	NCCSIF	20	Yes	7/10/1998	7/1/2020	12/7/2015	7/1/2020	6,248	6,435	6,627.00	6,826.00
Colusa PD-CA	CA	NCCSIF	9	Yes	7/10/1998	7/1/2020	7/3/2018	7/1/2020	3,983	4,104	4,227.00	4,354.00
Corning PD-CA	CA	NCCSIF	15	Yes	3/16/2005	7/1/2020	6/1/2010	7/1/2020	5,383	5,544	5,712.00	5,882.00
Dixon PD-CA	CA	NCCSIF	24	Yes	7/10/1998	7/1/2020	8/1/2008	7/1/2020	6,248	6,435	6,627.00	6,826.00
Elk Grove PD-CA	CA	NCCSIF	133	Yes	6/28/2005	7/1/2020	6/20/2018	7/1/2020	10,960	11,289	11,628.00	11,977.00
Folsom PD-CA	CA	NCCSIF	75	Yes	5/15/1998	7/1/2020	5/1/2010	7/1/2020	10,960	11,289	11,628.00	11,977.00
Galt PD-CA	CA	NCCSIF	38	Yes	7/10/1998	7/1/2020	8/1/2008	7/1/2020	7,792	8,025	8,265.00	8,513.00
Gridley-Biggs PD-CA	CA	NCCSIF	14	Yes	7/10/1998	7/1/2020	8/1/2009	7/1/2020	5,383	5,544	5,712.00	5,882.00
Ione PD-CA	CA	NCCSIF	6	Yes	1/31/2007	7/1/2020	6/18/2014	7/1/2020	3,407	3,510	3,615.00	3,723.00
Jackson PD-CA	CA	NCCSIF	11	Yes	7/10/1998	7/1/2020	7/3/2018	7/1/2020	3,983	4,104	4,227.00	4,354.00
Lincoln PD-CA	CA	NCCSIF	22	Yes	7/10/1998	7/1/2020	5/1/2007	7/1/2020	6,248	6,435	6,627.00	6,826.00
Marysville PD-CA	CA	NCCSIF	18		7/10/1998	7/1/2020			6,248	6,435	6,627.00	6,826.00
Nevada City PD-CA	CA	NCCSIF	9	Yes	7/10/1998	7/1/2020	7/1/2009	7/1/2020	3,983	4,104	4,227.00	4,354.00
Oroville PD-CA	CA	NCCSIF	25	Yes	7/10/1998	7/1/2020	8/1/2009	7/1/2020	6,248	6,435	6,627.00	6,826.00
Paradise PD-CA	CA	NCCSIF	23	Yes	11/3/2002	7/1/2020	6/1/2008	7/1/2020	6,248	6,435	6,627.00	6,826.00
Placerville PD-CA	CA	NCCSIF	22	Yes	9/2/2002	7/1/2020	3/1/2009	7/1/2020	6,248	6,435	6,627.00	6,826.00
Red Bluff PD-CA	CA	NCCSIF	25	Yes	7/10/1998	7/1/2020	9/1/2008	7/1/2020	6,248	6,435	6,627.00	6,826.00
Rio Vista PD-CA	CA	NCCSIF	16	Yes	7/10/1998	7/1/2020	7/1/2008	7/1/2020	6,248	6,435	-	-
Rocklin PD-CA	CA	NCCSIF	58	Yes	7/10/1998	7/1/2020	7/1/2009	7/1/2020	10,960	11,289	11,628.00	11,977.00
Yuba City PD-CA	CA	NCCSIF	64	Yes	7/10/1998	7/1/2020	3/11/2015	7/1/2020	10,960	11,289	11,628.00	11,977.00
									140,234	144,441	142,140	146,404

Lexipol Fire Pricing									
Agency	F/T Firefighters	Volunteer FF's	Adjusted Staffing for Pricing	2019 w/50% Discount	2020 Standard Price List	2020 Standard Price List w/50% Discount	Optional Procedure Content 50% Discount	2021 Standard List Price	2021 Standard Price w/50%
City of Auburn	14	5	15	\$2,842	\$5,741	\$2,871	\$170	\$5,798.00	\$2,899.00
City of Colusa	5	20	7	\$2,130	\$4,313	\$2,157	\$138	\$4,356.00	\$2,178.00
City of Dixon	22	5	23	\$3,910	\$7,953	\$3,977	\$202	\$8,032.00	\$4,016.00
City of Jackson	6	12	7	\$2,130	\$4,313	\$2,157	\$138	\$4,356.00	\$2,178.00
City of Lincoln	16	8PT+4V	21	\$3,910	\$7,953	\$3,977	\$202	\$8,032.00	\$4,016.00
City of Marysville	15	0	15		\$4,751	\$2,376		\$4,799.00	\$2,399.50
City of Oroville	15	0	15	\$2,842	\$5,741	\$2,871	\$170	\$5,798.00	\$2,899.00
City of Red Bluff	14	12	15	\$2,842	\$5,741	\$2,871	\$170	\$5,798.00	\$2,899.00
City of Rio Vista	11	8	12	\$2,992	\$6,070	\$3,035		\$6,444.00	\$3,222.00
City of Rocklin	31	8	32	\$4,363	\$8,877	\$4,439	\$246	\$8,966.00	\$4,483.00
City of Willows	5	10	6	\$2,130	\$4,313	\$2,157	\$138	\$4,356.00	\$2,178.00
				\$30,091		\$32,888	\$1,574	\$66,735.00	\$33,367.50



[BACK TO AGENDA](#)

**Northern California Cities Self Insurance Fund
Executive Committee Meeting
May 27, 2021**

Agenda Item E.

GENERAL RISK MANAGEMENT ISSUES

INFORMATION ITEM

ISSUE: The floor will be open to the Executive Committee for discussion.

RECOMMENDATION: None.

FISCAL IMPACT: None.

BACKGROUND: This is an opportunity for Executive Committee members to ask questions or raise issues on risk exposures common to the members.

ATTACHMENT(S): None.



BACK TO AGENDA

**Northern California Cities Self Insurance Fund
Executive Committee Meeting
May 27, 2021**

Agenda Item G.1.a

INSURANCE PROGRAM RENEWALS - PROPERTY

INFORMATION ITEM

ISSUE: For FY 21/22 the minimum “All Risk” deductible will be increasing from the current \$5,000 to \$25,000 for all property and all vehicles valued under \$250,000, with police vehicle deductibles at \$50,000. The deductible for other vehicles:

- \$100,000 for all vehicles with Replacement Cost Value (RCV) of \$250,000 to \$750,000,
- \$250,000 for all vehicles with RCV in Excess of \$750,000
- *Schedules with a loss valuation of Actual Cash Value (ACV) can retain expiring deductibles*

The Program Administrators have reached out to all members to discuss options, review their vehicle schedules, and if desired obtain quotes with lower deductibles. The AMVP program is accepting applications with valuations set at RCV for the first three years, and ACV after that. Members with clean records may have another option at RCV with a \$10,000 deductible.

The Administrators have also reached out to the wholesale market to determine if a primary layer of coverage, up to as much as \$25M, may be a viable option and will present results when received.

We expect to have quotes for the current program and options for individual members by June 1st.

RECOMMENDATION: None – information only.

FISCAL IMPACT: TBD – because NorCal Cities remains a **Loss Leader** in the APIP program we have been told to expect rate increases of up to 64%.

BACKGROUND: The property insurance market has been in a hard cycle for the last 3-4 years, and NorCal Cities has seen the impact of the Camp fires on rates since the FY 19/20 renewal, including the addition of a \$2.5M wildfire deductible for the Town of Paradise. We are expecting further coverage restrictions for the FY 21/22 renewal.

ATTACHMENT(S): None.



BACK TO AGENDA

**Northern California Cities Self Insurance Fund
Executive Committee Meeting
May 27, 2021**

Agenda Item G.1.b.

INSURANCE PROGRAM RENEWALS – POLLUTION

INFORMATION ITEM

ISSUE: The current pollution carrier for the APIP program has issued a nonrenewal notice and Alliant is actively marketing to replace the coverage. Current indications are we will see some tightening of coverage and higher deductibles for some types of claims but the coverage will be replaced.

What this means in the short-term is members need to report any potential claims to the expiring insurer prior to July 1st. The attached notice was sent to all members on April 27, 2021 and will be repeated at the next Board meeting, and prior to expiration. Two members who purchase additional pollution coverage through PRISM have received similar notices since that coverage program is also facing non-renewal.

RECOMMENDATION: None – information only.

FISCAL IMPACT: None from this item – expecting rate increase in APIP pollution coverage.

BACKGROUND: The APIP program began providing Pollution coverage to NorCal Cities members as of July 1, 2011. The insurance provides first and third-party coverage for remediation of sudden and accidental pollution events as well as limited coverage for pollution conditions that manifest or migrate off site for a period of time before they are discovered. Coverage is “claims made”, meaning claims must be reported as soon as possible and within the policy period or extended reporting period, if applicable, for coverage to apply.

ATTACHMENT(S): April 27, 2021 Email Notice of Pollution Non-Renewal and Reporting Requirements

From: [Jenna Wirkner](#)
To: [Liz Cottrell](#); ["Jeff Kiser"](#); [Christy White](#); ["Cristina Shafer"](#); [Shari Harris](#); [Andy Heath](#); ["City Clerk"](#); ["Ishrat Aziz-Khan"](#); [Rachel Ancheta](#); [Kate Zawadzki](#); [Kim Stalie](#); ["Susan Walter"](#); ["Steven Wang"](#); [Stephanie VanSteyn](#); [Lorenzo Hines](#); [Roxanne Anguiano](#); [Elisa Arteaga](#); ["Lori McGraw"](#); [Chris Hancock](#); [Dalacie Blankenship](#); ["ykimball@ci.jackson.ca.us"](#); [Veronica Rodriguez](#); [Ruthann Codina](#); [Jennifer Styczynski](#); [Elizabeth Ehrenstrom](#); ["Peters, Crystal"](#); [Sandra Ryan](#); [Anita Rice](#); [Andrew Schiltz](#); [Tameka Usher](#); ["Jen Lee"](#); ["Jose Jasso"](#); ["Spencer Morrison"](#)
Cc: [Marcus Beverly](#)
Subject: NCCSIF - 20-21 APIP POLLUTION LIABILITY COVERAGE- REQUEST FOR REPORTS OF ALL INCIDENTS THAT MAY LEAD TO A CLAIM & NOTICE OF NONRENEWAL
Date: Tuesday, April 27, 2021 4:49:36 PM
Attachments: [image001.png](#)
[APIP - 2021 Final - Claims Notification - on letterhead FINAL.PDF](#)
[20-21 APIP CLAIMS REPORTING APIP Pollution Forms.pdf](#)
[2020-2021 APIP Pollution Non-Renewal Notice.pdf](#)
[Incident Report on Letterhead.docx](#)
[image003.png](#)

Greetings NCCSIF Members,

*Please find enclosed a letter regarding your Pollution Legal Liability Coverage. The APIP Pollution and Remediation Legal Liability policy placed with Interstate Fire & Casualty Company (Allianz) expires on July 1, 2021. We have been notified by Allianz that they will be non-renewing the program effective July 1, 2021 – please see attached letter of nonrenewal. Since pollution policies are written on a “Claims Made and Reported” coverage form, **all** claims and known incidents that could give rise to a claim must be reported to the insurance carrier during the policy period in order for coverage to apply. Please read the attached in its entirety and follow the instructions for reporting claims prior to June 30.*

The 20-21 APIP Pollution coverage is on a **Claims Made and Reported** form, which means that any claims, or any incidents that may result in a claim, that have been reported to the members or to you, need also to be reported to the carrier (or through me) in writing prior to July 1, 2021. Procedures to report claims are outlined in the attached *APIP Claims Reporting Form* that is made part of the binding documents and policy documents, and the following wording is taken from the Pollution Liability summary document. If you have any questions about claims reporting procedures, please let me know.

Pollution policies are written on a “Claims Made and Reported” coverage form which means that all claims and known incidents that could give rise to a claim must be reported to the Insurer during the policy period in order for coverage to apply. Below is the definition of a “CLAIM” according to Interstate Fire & Casualty Company. Please review this definition carefully to understand what should be reported:

Claim means a written demand seeking a remedy and alleging liability or responsibility on the part of the **insured**.

In order to automatically preclude known incidents from being considered for coverage due to late reporting, anything that fits within the definition of “CLAIM” needs to be reported to Interstate Fire & Casualty Company (Allianz Global) by June 30, 2021. We strongly recommend that you check with anyone in your entity that may know of or have knowledge of a “CLAIM.” There is no penalty for reporting any claim or known incident. Please report any incidents that could possibly give rise to a

pollution claim to the following contacts:

1. Allianz Global Corporate & Specialty
Attn: FNOL Claims Unit
1 Progress Point Parkway, 2nd Floor
O'Fallon, MO 63368
In emergency, call: (800) 558-1606
Fax (800) 323-6450
NewLoss@agcs.allianz.com
Online Claims Reporting form available at: www.agcs.allianz.com/global-offices/united-states
2. Akbar Sharif
Alliant Insurance Services, Inc.
1301 Dove Street, Suite 200
Newport Beach, CA 92660
Voice 949-260-5088
Fax 415-403-1466
Akbar.Sharif@alliant.com

Attached are the incident reporting forms for your use. If you have any questions, do not hesitate to let us know.

Regards,

Marcus

Marcus Beverly, CPCU, AIC, ARM-P

First Vice President

Public Entity

Alliant Insurance Services, Inc.
CA License No. 0C36861

T: 916.643.2704

C: 916.660.2725

Alliant.com



The More Rewarding Way to Manage Risk



BACK TO AGENDA

**Northern California Cities Self Insurance Fund
Executive Committee Meeting
May 27, 2021**

Agenda Item G.1.c.

**INSURANCE PROGRAM RENEWALS – CYBER
INFORMATION ITEM**

ISSUE: The APIP Cyber policy placed with the Beazley Group expires on July 1, 2021. We have been notified by Beazley and by the Excess Cyber insurer, Axis, that they will be non-renewing their respective coverages effective July 1, 2021. Alliant is currently scouring the market to replace them but significant changes are anticipated to coverage including the loss of retroactive coverage

The APIP Cyber coverage rate is expected to increase by 300% or more and be quoted separately to distinguish its cost. However, given the current market conditions the coverage will still be a relative bargain and crucial piece of member coverage. The excess cyber is also expected to increase by as much as 300%, with less favorable coverage terms that are still being negotiated.

The crucial thing for members to focus on as the July 1st renewal approaches is to report any potential claim to the expiring coverage providers by June 30th. The loss of retroactive coverage means any claim that began prior to July 1 will not be covered under the new policy. Attached is a sample of the information sent to members concerning the cyber coverage and need to report claims.

Given the current environment, members can expect further scrutiny of their cyber security measures, and the insurers are recommending risk control provided by [KnowBe4](#). They offer free phishing tools as well as a number of training modules for employees to become more security conscious. Please see the report for more information.

RECOMMENDATION: None – Information Only.

FISCAL IMPACT: None.

BACKGROUND: The APIP program has included cyber coverage, with limits up to \$2M and \$25M aggregate, for all participants in the Program since July 1, 2010. Members first purchased excess cyber coverage effective March 27, 2020, with limits up to \$3M per occurrence and \$4M aggregate excess of the \$25M APIP aggregate.

ATTACHMENT(S):

1. April 27, 2021 Email Notice of Cyber Coverage Non-Renewal and Reporting Requirements
2. KnowBe4 Security Awareness Training Website Overview

From: [Jenna Wirkner](#)
To: [Liz Cottrell](#); ["Jeff Kiser"](#); [Christy White](#); ["Cristina Shafer"](#); [Shari Harris](#); [Andy Heath](#); ["City Clerk"](#); ["Ishrat Aziz-Khan"](#); [Rachel Ancheta](#); [Kate Zawadzki](#); [Kim Stalie](#); ["Susan Walter"](#); ["Steven Wang"](#); [Stephanie VanSteyn](#); [Lorenzo Hines](#); [Roxanne Anguiano](#); [Elisa Arteaga](#); ["Lori McGraw"](#); [Chris Hancock](#); [Dalacie Blankenship](#); ["ykimball@ci.jackson.ca.us"](#); [Veronica Rodriguez](#); [Ruthann Codina](#); [Jennifer Styczynski](#); [Elizabeth Ehrenstrom](#); ["Peters, Crystal"](#); [Sandra Ryan](#); [Anita Rice](#); [Andrew Schiltz](#); [Tameka Usher](#); ["Jen Lee"](#); ["Jose Jasso"](#); ["Spencer Morrison"](#)
Cc: [Marcus Beverly](#)
Subject: NCCSIF - 20-21 APIP CYBER LIABILITY COVERAGE- REQUEST FOR REPORTS OF ALL INCIDENTS THAT MAY LEAD TO A CLAIM & NOTICE OF NONRENEWAL
Date: Tuesday, April 27, 2021 4:09:05 PM
Attachments: [P-001-000337690-02 NONRENEWAL.PDF](#)
[image001.png](#)
[20-21 APIP CLAIMS REPORTING APIP Cyber Forms.pdf](#)
[image002.png](#)

Greetings NCCSIF members,

The APIP Cyber policy placed with the Beazley Group expires on July 1, 2021. We have been notified by Beazley and by the Cyber Excess insurer, Axis, that they will be non-renewing the program effective July 1, 2021. Please see attached nonrenewal notice for Axis. This is due in part to the need for applications for the excess coverage, and a thorough and extensive marketing effort has been underway as we are seeking coverage with new insurance carriers. Significant changes are anticipated to coverage including the loss of retroactive coverage and members need to be aware of the change in insurance carrier, as this will impact claim reporting on any known incidents.

The 20-21 APIP Cyber coverage is on a **Claims Made and Reported** form, which means that any claims, or any incidents that may result in a claim, that have been reported to the members or to you, need also to be reported to the carrier (or through me) in writing prior to July 1, 2021. Procedures to report claims are outlined extensively in the attached *APIP Claims Reporting Form* that is made part of the binding documents and policy documents, and the following wording is taken from the Cyber Liability summary document. If you have any questions about claims reporting procedures, please let me know.

Cyber policies are written on a "Claims Made and Reported" coverage form which means that all claims and known incidents that could give rise to a claim must be reported to the Insurer during the policy period in order for coverage to apply. Below is the definition of a "CLAIM" according to Lloyd's of London (Beazley Syndicate). Please review this definition carefully to understand what should be reported:

Claim means:

1. a written demand received by any **Insured** for money or services;
 2. with respect to coverage provided under the Regulatory Defense & Penalties insuring agreement only, institution of a **Regulatory Proceeding** against any **Insured**; and
 3. with respect to coverage provided under part 1. of the Data & Network Liability insuring agreement only, a demand received by any **Insured** to fulfill the **Insured Organization's** contractual obligation to provide notice of a **Data Breach** pursuant to a **Breach Notice Law**;
- Multiple **Claims** arising from the same or a series of related, repeated or continuing acts, errors, omissions or events will be considered a single **Claim** for the purposes of this Policy. All such **Claims** will be deemed to have been made at the time of the first such **Claim**.

In order to automatically preclude known incidents from being considered for coverage due to late

reporting, anything that fits within the definition of “CLAIM” needs to be reported to Lloyd’s of London (Beazley Syndicate) by June 30, 2021. We strongly recommend that you check with anyone in your entity that may know of or have knowledge of a “CLAIM”. There is no penalty for reporting any claim or known incident. Please report any incidents that could possibly give rise to a cyber claim to the following contacts:

1. Beazley Group
1270 Avenue of the America’s, Suite 1200
New York, NY 10020
Fax (546) 378-4039
tmbclaims@beazley.com
2. Elaine Tizon
Alliant Insurance Services, Inc.
100 Pine Street, 11th Floor
San Francisco, CA 94111-5101
Voice 415-403-1458
Fax 415-403-1466
elaine.tizon@alliant.com

Attached are the incident reporting forms for your use. If you have any questions, do not hesitate to let us know.

Marcus Beverly, CPCU, AIC, ARM-P
First Vice President
Public Entity
Alliant Insurance Services, Inc.
CA License No. 0C36861

T: 916.643.2704
C: 916.660.2725
Alliant.com

 **Alliant**
The More Rewarding Way to Manage Risk



Train Your Users

The world's largest library of security awareness training content. Automated training campaigns with scheduled reminder emails.



Phish Your Users

Best-in-class, fully automated simulated phishing attacks, thousands of templates with unlimited usage, and community phishing templates.



See The Results

Enterprise-strength reporting, showing stats and graphs for both training and phishing, ready for management. Show the great ROI!

Tell Us About Your Organization

Different size organizations cope with different problems, but all have employees as the weak link in their IT security. The challenges of creating and running an awareness program vary depending on the amount of employees. Please select from the options below and we will suggest best practices for your size/type of organization.



We Have Fewer Than 1,000
Employees



We Have More Than 1,000
Employees



We're Interested In Channel
Partnership

Your IT team is small and usually overloaded. Users are the source of all kinds of problems, including malware infections. You need a security awareness training program that can be deployed in minutes, protects your network and actually starts saving you time.

As a large enterprise, managing a security awareness training program is challenging: buy-in from management and employees, measuring effectiveness and ROI, user management, and that's just for starters. Let's deploy a program that is the right fit for your size and culture.

Your customers have a major security problem: their users are victims of social engineering attacks. KnowBe4's security awareness training platform provides a great way to manage that problem and provides you with great ROI for both you and your customers.

Free IT Security Tools

Test your users and your network with our free IT Security tools which help you to identify the problems of **social engineering**, **spear phishing** and **ransomware** attacks.



Phishing Security Test

Did you know that 91% of successful data breaches started with a spear phishing attack?



Awareness Program Builder

Get your free customized Automated Security Awareness Program with calendar and PDF.



Phish Alert Button

Do your users know what to do when they receive a suspicious email or attachment?



Domain Spoof Test

One of the first things hackers try is to see if they can spoof the email address of your CEO.



Ransomware Simulator Tool

Is your network effective in blocking ransomware and social engineering attacks?



Weak Password Test

Did you know 81% of hacking-related breaches used either stolen and/or weak passwords?



Email Exposure Check Pro

Have your users made you an easy target for spear phishing? Find out now!



Domain Doppelgänger

Find out if your domain has an evil twin with the Domain Doppelgänger tool.



Find out what percentage of your employees are Phish-prone with our free test.

Did you know that **91%** of successful data breaches started with a spear phishing attack?

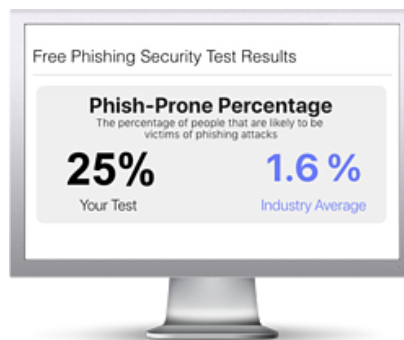
Find out what percentage of your employees are Phish-prone™ with your free phishing security test. Plus, see how you stack up against your peers with the new phishing Industry Benchmarks!

IT pros have realized that simulated phishing tests are urgently needed as an additional security layer. Today, phishing your own users is just as important as having antivirus and a firewall. It is a fun and an effective cybersecurity best practice to patch your last line of defense: USERS

Why? If you don't do it yourself, the bad guys will.

Here's how it works:

- Immediately start your test for up to 100 users (no need to talk to anyone)
- Select from 20+ languages and customize the phishing test template based on your environment



Sign up for your **Free Test**

First Name*

Last Name*

Business Email*

Company Name*

Phone*

-State-*

- Please Select -



- Choose the landing page your users see after they click
- Show users which red flags they missed, or a 404 page
- Get a PDF emailed to you in 24 hours with your Phish-prone % and charts to share with management
- See how your organization compares to others in your industry

The Phish-prone percentage is usually higher than you expect and is great ammo to get budget.

Start phishing your users now. Fill out the form, and get started immediately!

Country-*

- Please Select -

Number of Employees*

I'm Interested!



Phishing Defined

Phishing is the process of attempting to acquire sensitive information such as usernames, passwords and credit card details by masquerading as a trustworthy entity using bulk email which tries to evade spam filters.

Emails claiming to be from popular social websites, banks, auction sites, or IT administrators are commonly used to lure the unsuspecting public. It's a form of criminally fraudulent social engineering.

Phishing FAQs

What can be done to prevent phishing attacks?

How does the Phishing Security Test work?

How do I phish my users?

I just sent a Phishing Security Test, now what?



BACK TO AGENDA

**Northern California Cities Self Insurance Fund
Executive Committee Meeting
May 27, 2021**

Agenda Item G.2.

PROPERTY BANKING LAYER POTENTIAL

ACTION ITEM

ISSUE: Given the significant increases expected for FY 21/22 in the property deductibles for the APIP program, and the likelihood that even higher deductibles will be necessary in the future, the Program Administrators recommend the members discuss the impact on their operations and the desirability of creating Banking and/or Shared Layer funding for property losses.

In the short-term, members may consider allowing the use of one of their current Banking Layer funds to cover the deductible difference if needed, up to a maximum dollar or other benchmark amount. If similar self-funding program is desired for FY 22/23 the Program Managers recommend reviewing the options and required funding at the Fall Board planning session. Consideration will include impact on accounting, claim management, and other administrative costs. Note that a self-funded property program typically includes a high deductible of \$100,000 or \$250,000 so that the premium saving from the carrier is utilized to fund the self-insured losses. (If this savings isn't generated, it may be a sign that self-funding is not a good option.

RECOMMENDATION: Discuss options for members to manage the expected increases in property deductibles and provide suggestions or recommendations to the Board.

FISCAL IMPACT: Unknown at this time. Consideration should be given to maintaining healthy Banking Layer balances in other programs.

BACKGROUND: Members have maintained a \$5,000 property deductible since the Program's inception, with auto physical damage deductibles for some members ranging up to \$10,000. In FY 19/20 a wildfire deductible was placed on coverage for the Town of Paradise. The availability of coverage with relatively low deductibles has negated the need for self-insured funding layers for the Property Program.

ATTACHMENT: None



BACK TO AGENDA

**Northern California Cities Self Insurance Fund
Executive Committee Meeting
May 27, 2021**

Agenda Item G.3.

**LIABILITY PROGRAM UPDATE
AND REVISED FUNDING**

ACTION ITEM

ISSUE: CJPRMA has issued revised funding estimates for FY 21/22 excess coverage, based on renewal terms as currently offered by the incumbent reinsurer, Munich. They have offered two options, one with a \$7.5M retention and one with a \$6.5M retention and a \$1.5M aggregate deductible (aka corridor deductible). It is also possible Munich, or other reinsurers, will place aggregate limits on their coverage, in which case CJPRMA will need to prepare members of the possibility of the aggregate being exhausted and the impact that may have on their coverage that require the excess pool to self-fund these potential un-insured claims.

While marketing efforts continue, at this time it is most likely CJPRMA will have to increase its retention from \$5M to \$7.5M, resulting in an increase in funding to NorCal Cities of \$457,968 (13.6%), from \$3,375,239 to \$3,833,207. The attached revised funding exhibit reflects the latest estimate with the previously approved premium cap of 50%. While the number of capped members stays the same at eight, the amount redistributed increases from \$132,381 to \$315,028.

The Program Manager will have an update from the May 20, 2021, CJPRMA Board meeting to share with the Committee and will continue to monitor and advise the members as the renewal approaches.

RECOMMENDATION: Review and continue recommend funding with 50% cap.

FISCAL IMPACT: Increase of \$457,968 in excess funding, to support \$7.5M retention.

BACKGROUND: The excess liability insurance market for public entities, particularly those with police departments, has continued to be extremely volatile, with increasing rates and retentions as well as coverage restrictions. CJPRMA has experienced their share of claims that have exceeded their retention and impacted the reinsurance layers, and the current Munich offering reflects that reality. Compounding the reinsurance increase is a significant increase in CJPRMA's underlying rates due to a change in their funding formula to put more with on recent experience.

ATTACHMENT: Revised Liability Funding Based on May 20, 2021 CJPRMA Board Agenda.

FY 21/22 NCCSIF General Liability Funding Allocation DRAFT

80% Confidence Level				Total Admin Expense = \$449,497			
A	B	C	D	E	F	G	H
Formula/Allocation	Payroll (P)	Member Weighted Share Last 5 Years 25% Payroll, 75% Losses	Member Share of EX MOD Adjusted Payroll X Total Funding	Member Weighted Share Last 5 Years 75% Payroll, 25% Losses	(Admin/2) X Member % of Total Payroll	(Admin/2) ÷ 19 Equal Shares	C+D+E+F+G
Member	2020 Calendar Year Payroll (DE 9)	BANKING LAYER \$0 to \$50K (*Folsom \$0 to \$100K)	SHARED LAYER \$50K to \$500K at 80% CL	CJPRMA EXCESS LAYER \$500k to \$40M	ADMIN EXPENSE 50%	ADMIN EXPENSE 50%	FY 21/22 TOTAL DEPOSIT
Rate/Amount	Exposure Base	\$2,234,000	\$3,000,000	\$3,833,207	\$224,749	\$224,749	80% CL
Anderson	\$ 4,654,184	\$30,281	\$79,254	\$39,919	\$5,699	\$11,829	\$166,981
Auburn	\$ 6,948,048	\$136,598	\$169,381	\$263,879	\$8,507	\$11,829	\$590,194
Colusa	\$ 2,527,589	\$38,949	\$55,914	\$72,352	\$3,095	\$11,829	\$182,139
Corning	\$ 3,631,789	\$66,994	\$63,423	\$129,588	\$4,447	\$11,829	\$276,280
Dixon	\$ 9,695,118	\$50,619	\$132,329	\$50,799	\$11,871	\$11,829	\$257,447
Elk Grove							
Folsom	\$ 43,894,742	\$610,568	\$524,531	\$1,086,486	\$53,746	\$11,829	\$2,287,160
Galt	\$ 11,027,133	\$90,972	\$186,964	\$124,735	\$13,502	\$11,829	\$428,002
Gridley	\$ 4,275,659	\$50,000	\$85,668	\$82,518	\$5,235	\$11,829	\$235,249
Ione	\$ 1,563,176	\$29,408	\$29,999	\$57,320	\$1,914	\$11,829	\$130,470
Jackson	\$ 2,875,922	\$10,944	\$53,226	\$6,882	\$3,521	\$11,829	\$86,402
Lincoln	\$ 15,614,334	\$295,376	\$248,580	\$573,905	\$19,118	\$11,829	\$1,148,808
Marysville	\$ 4,529,402	\$110,332	\$89,728	\$226,760	\$5,546	\$11,829	\$444,194
Nevada City							
Oroville	\$ 6,629,871	\$96,685	\$120,480	\$174,221	\$8,118	\$11,829	\$411,333
Paradise	\$ 4,839,826	\$44,236	\$104,483	\$69,334	\$5,926	\$11,829	\$235,807
Placerville							
Red Bluff	\$ 6,369,163	\$91,040	\$126,582	\$162,305	\$7,799	\$11,829	\$399,554
Rio Vista	\$ 3,964,129	\$51,657	\$127,574	\$86,450	\$4,854	\$11,829	\$282,363
Rocklin	\$ 22,914,454	\$148,432	\$375,016	\$166,164	\$28,057	\$11,829	\$729,497
Willows	\$ 979,430	\$38,086	\$37,220	\$75,614	\$1,199	\$11,829	\$163,948
Yuba City	\$ 26,621,274	\$249,238	\$389,650	\$383,978	\$32,596	\$11,829	\$1,067,289
Total:	\$183,555,242	\$2,240,414	\$3,000,000	\$3,833,207	\$224,749	\$224,749	\$9,523,118

FY 21/22 NCCSIF General Liability Funding Allocation DRAFT

\$449,497

A	H	J	K	L	M	N	P	Q	R			S
Formula/Allocation	C+D+E+F+G	H-I	J/I	H + Member % of Total Uncapped Payroll X Capped Amount	(L-I)/I	H-L	H + Member % of Total Uncapped Payroll X Capped Amount	(P-I)/I	H-P		M-K	Q-K
Member	FY 21/22 TOTAL DEPOSIT	\$ Change Overall	% Change Overall	Total FY 21/22 Deposit With Cap of 30%	% Change After Cap	Amount Redistributed	Total FY 21/22 Deposit With Cap of 50%	% Change After Cap	Amount Redistributed	% Uncapped Premium Change Net of Payroll Change	% Change From Uncapped to 30% Capped	% Change From Uncapped to 50% Capped
Rate/Amount	80% CL			\$906,912		11 Capped	\$ 315,028		8 Capped			
Anderson	\$166,981	\$11,008	7.1%	\$209,325	34%		\$178,990	15%		2%	27%	8%
Auburn	\$590,194	\$90,455	18.1%	\$653,408	31%		\$608,121	22%		16%	13%	4%
Colusa	\$182,139	-\$3,757	-2.0%	\$205,135	10%		\$188,660	-8%		-19%	12%	-6%
Corning	\$276,280	\$149,812	118.5%	\$164,409	30%	\$111,872	\$189,702	50%	\$86,578	112%	-88%	-68%
Dixon	\$257,447	\$95,861	59.3%	\$210,061	30%	\$47,386	\$242,378	50%	\$15,069	50%	-29%	-9%
Elk Grove												
Folsom	\$2,287,160	-\$27,297	-1.2%	\$2,686,517	16%		\$2,400,418	4%		-1%	17%	5%
Galt	\$428,002	\$39,179	10.1%	\$528,327	36%		\$583,234	50%	-\$155,232	16%	26%	40%
Gridley	\$235,249	\$56,762	31.8%	\$232,033	30%	\$3,216	\$246,282	38%		30%	-2%	6%
Ione	\$130,470	\$34,196	35.5%	\$125,157	30%	\$5,313	\$134,503	40%		22%	-6%	4%
Jackson	\$86,402	-\$87,940	-50.4%	\$112,567	-35%		\$93,822	-46%		-47%	15%	4%
Lincoln	\$1,148,808	\$551,884	92.5%	\$776,002	30%	\$372,806	\$895,387	50%	\$253,421	88%	-62%	-42%
Marysville	\$444,194	\$165,304	59.3%	\$362,558	30%	\$81,637	\$418,336	50%	\$25,859	33%	-29%	-9%
Nevada City												
Oroville	\$411,333	\$164,438	66.6%	\$320,963	30%	\$90,370	\$370,342	50%	\$40,991	56%	-37%	-17%
Paradise	\$235,807	\$5,065	2.2%	\$279,840	21%		\$248,295	8%		-8%	19%	5%
Placerville												
Red Bluff	\$399,554	\$166,202	71.2%	\$303,357	30%	\$96,197	\$350,027	50%	\$49,526	70%	-41%	-21%
Rio Vista	\$282,363	\$93,332	49.4%	\$245,741	30%	\$36,622	\$283,547	50%	-\$1,184	60%	-19%	1%
Rocklin	\$729,497	-\$116,821	-13.8%	\$937,974	11%		\$788,621	-7%		-14%	25%	7%
Willows	\$163,948	\$48,659	42.2%	\$149,875	30%	\$14,072	\$166,475	44%		62%	-12%	2%
Yuba City	\$1,067,289	\$282,775	36.0%	\$1,019,869	30%	\$47,420	\$1,135,978	45%		36%	-6%	9%
Total:	\$9,523,118	\$1,719,118	22.0%	\$9,523,118	22%	\$ 906,912	\$9,523,118	0%	\$ 315,028	20%	0%	



BACK TO AGENDA

**Northern California Cities Self Insurance Fund
Executive Committee Meeting
May 27, 2021**

Agenda Item G.4.

FY 21/22 CRIME COVERAGE RENEWAL

ACTION ITEM

ISSUE: The Crime coverage program renews July 1, 2021. This program offers coverage for monetary loss due to Employee Dishonesty, including Faithful Performance and fraud exposures. The current coverage is placed through the Alliant Crime Insurance Program (ACIP).

A formal proposal and member allocation may be available by the time of the meeting. The Program Administrators are not expecting changes to the terms of the coverage and have been told to expect a rate increase of up to 15%.

RECOMMENDATION: Review and refer with recommendation to the Board or direction.

FISCAL IMPACT: TBD - Current premium for \$3M limit/\$5K deductible = \$53,523.

BACKGROUND: The current NorCal Cities crime policy is with the Alliant Crime Insurance Program (ACIP). The coverage is written with AIG and National Union though and provides numerous enhancements for public entities, including Faithful Performance and employees required to be bonded.

ATTACHMENT(S): *Handout if quote is available*



BACK TO AGENDA

**Northern California Cities Self Insurance Fund
Executive Committee Meeting
May 27, 2021**

Agenda Item G.5.

SAFETY AWARD PROGRAM

ACTION ITEM

ISSUE: Risk Control staff has responded to requests for a safety incentive program by proposing a *Cash for Safety Culture* program used successfully with other groups. The program is designed to recognize and reward members for promoting a positive safety culture within their organization. Members will be encouraged to identify risks within their organizations, develop an idea or solution to reduce the risk, and describe the results. The award criteria will be based on proactive/innovative safety solutions that were implemented by the member and improved employee safety or reduced risk exposures.

To be eligible members will submit an application form and any supporting documentation to the NorCal Cities Risk Control Manager identifying the risk, the idea or solution, and its impact on employees or citizens. The anonymous entries will be presented to the RMC at their April meeting for their review and selection of the winners.

Cash prizes will be awarded for the “Most Outstanding” submission (\$5,000), an “Outstanding” submission (\$3,000) and a “Good” submission (\$2,000). All other submissions will receive an Honorable Mention certificate. The RMC will reserve the right to withhold, or reduce, a monetary award if the submission does not meet the awards criteria.

The members who submit the top three entries will be invited to share their submissions at the Annual NorCal Cities Board Meeting and have them posted on the website. Members and staff will be able to review all submissions to determine if any of the ideas could have a positive impact on their organizations and consequently the entire membership.

FISCAL IMPACT: Proposed budget of \$10,000 to come from the current outside training budget.

RECOMMENDATION: Review, discuss and recommend the *Cash for Safety Culture* Award Program as proposed or revised or provide direction.

BACKGROUND: Members have suggested developing a program to reward members for implementing safety measures designed to reduce the frequency and/or severity of losses covered by NorCal Cities. One key to a successful program is to avoid incentives that would discourage the reporting of legitimate claims or injuries by focusing on a positive safety culture rather than strictly on the claim numbers.

ATTACHMENT(S):

1. *Cash for Safety Culture* Program Overview
2. *Cash for Safety Culture* Application



Cash SAFETY for **CULTURE**

Change Happens One Idea At A Time

SAFETY AWARD PROGRAM OVERVIEW

The NCCSIF Risk Management Committee has approved a “*Cash for Safety Culture*” Award Program for the 2021-2022 program year. This program is designed to recognize and reward members for promoting a positive safety culture within their organization. We encourage you to identify ways where the program can specifically help your city promote a positive safety culture and reduce losses.

AWARDS CRITERIA

Members will be recognized for:

- Implementing proactive/innovative safety solutions that impact employee safety
- Implementing proactive/innovative safety solutions that reduce liability exposures

Prize Awards

- Most Outstanding Submission - \$5,000
- Outstanding Submission - \$3,000
- Good Submission - \$2,000
- Honorable Mention – Certificate

MARKETING

Marketing materials and reminders will be sent throughout the year to help promote participation. Consider promoting the program during staff and department head meetings, emailing the Application Form to employees, or posting the Application Form in employee break rooms.



Safety Award Program Overview

SUBMISSIONS

Members must submit an application form and supporting documentation where applicable to be eligible. Tell us what your city has done to improve safety and its effects on your employees or the citizens you serve. Encourage your management team and employees to develop an idea and solution that can have a positive impact on your agency's safety program.

Email all submissions to Henri Castro at enriqueta.castro@sedgwick.com. Remember to retain a copy for your records. Once your submission is received, a confirmation email will be sent to the member. Feel free to contact Henri with any questions at 916.508.3927.

The Risk Management Committee (RMC) will review all submissions and select the winners during the April RMC meeting. The RMC reserves the right to withhold, or reduce, a monetary award if the submission does not meet the awards criteria. In such instances, the member will receive an Honorable Mention certificate.

RECOGNITION

The members who submit the top three entries will be invited to share their submissions at the Annual NCCSIF Board Meeting and all submissions will be posted on the NCCSIF website.

AWARD DISTRIBUTION

Members may receive their award in the following ways:

- Cash award to the Member
- Off-set future NCCSIF premiums

If desired by the member, NCCSIF Staff will come to the member to present the awards during staff meetings and/or board meetings.



Cash SAFETY for CULTURE

SAFETY AWARD PROGRAM APPLICATION

Do you have an idea about how to keep you and your fellow employees safe at work? Have you developed a program, policy, or system to help reduce losses or exposures?

If so, the NCCSIF Risk Management Committee would like to hear about your ideas and solutions. The *Cash for Culture* Safety Award Program was established by the NCCSIF Risk Management Committee to promote a positive safety culture by recognizing and rewarding members who take an active role in their safety program.

Members may be rewarded for implementing proactive/innovative safety solutions that impact workplace safety.

Most Outstanding Submission - \$5,000

Outstanding Submission - \$3,000

Good Submission - \$2,000

Honorable Mention - Certificate

Submit your ideas and solutions by completing the attached form and email to Henri Castro at enriqueta.castro@sedgwick.com. You are encouraged to submit your ideas as they arise. Use a separate Application Form for each submission. You may submit multiple entries, but there is only one monetary award per member.

All submissions must be received by **April 4, 2022** in order to be eligible.

Retain a copy of all documents for your records. Once we receive your submission, a confirmation email will be sent.

All entries will be voted on by the NCCSIF Risk Management Committee during their April meeting.

**CashSAFETY
for CULTURE**
Safety Award Program Application

City:

Name of person submitting:

Title:

Phone:

Email:

Describe the hazard or problem:

Provide details about your idea and solutions:

Describe the results:

Attach additional details and supporting documentation if needed.

Retain a copy of all documents for your records.



BACK TO AGENDA

**Northern California Cities Self Insurance Fund
Executive Committee Meeting
May 27, 2021**

Agenda Item G.6.

FY 21/22 ADMINISTRATION BUDGET

INFORMATION ITEM

ISSUE: The Executive Committee (EC) reviews and recommends to the Board the budget for the next fiscal year. Attached is the preliminary budget for review and discussion. The Administrative Costs are discussed in more detail below. The budget to actual revenues provided by our accountant are used in creating the FY 21/22 budget.

Administrative Expenses

- Claim Audits - Every year either the Liability or Workers' Compensation claims are audited. The Liability Claims audit in FY 19/20 was \$6,625 and is budgeted at \$7,500 for FY 21/22.
- Actuarial Services are increasing by \$360 (2.8%) per current service agreement.
- Accounting Services are expected to increase \$3,600 (3.4%) per current contract.
- Sedgwick's Risk Control services are the same as last year based on the current contract. The Lexipol updates are increasing 3% but the total paid is decreasing (-1.6%), or \$2,301, due to Rio Vista outsourcing police to the county. The outside training budget now includes a reference to the Safety Award Program as well.
- State Funding/Fraud Assessment has been estimated to increase by 10.2% to almost \$10,000 above the actual expense of \$345,404 in FY 20/21. This is hard to predict as it is based on the amount of indemnity payments during the year but the overall amount of OSIP funding is expected to increase.
- The Program Administration and Brokerage Fee is increasing by \$11,375 (3.2%) per the terms of the current agreement.

RECOMMENDATION: None - information item only. The EC may give direction regarding the funding for the next draft budget.

FISCAL IMPACT: Total administrative expenses are estimated to be \$1,432,508, an increase of \$41,790 (3.0%) over FY 20/21, driven by the estimated increase of \$32,716, in the State's Self-Insured Assessment. The remainder is due to scheduled service contract increases. A small amount of surplus offset may be available to reduce the funding, and the Risk Management Committee recommended rolling over unused member training funds since they have largely not been used during the pandemic.

BACKGROUND: None

ATTACHMENT(S): Preliminary FY 21/22 Budget

NORTHERN CALIFORNIA CITIES SELF INSURANCE FUND
ADMIN BUDGET - Draft Presented to EC as of March 25, 2021
July 1, 2021 to June 30, 2022

		WORK COMP	LIABILITY	GROUP PURCHASE	FY 21/22 TOTAL	FY 20/21 PRIOR YEAR	\$ CHANGE	% CHANGE
REVENUES								
Est	WC Program Banking Layer	\$7,487,000			\$7,487,000	\$7,215,000	\$272,000	4%
Est	WC Program Shared Layer	\$4,146,000			\$4,146,000	\$3,948,000	\$198,000	5%
Est	WC Program Admin Expense	\$985,312			\$985,312	\$924,122	\$61,190	7%
Est	Excess WC Coverage (EIA)	\$1,955,000			\$1,955,000	\$1,535,744	\$419,256	27%
Est	Liability Program Banking Layer		\$2,234,000		\$2,234,000	\$2,422,487	(\$188,487)	-8%
Est	Liability Program Shared Layer		\$3,000,000		\$3,000,000	\$2,849,538	\$150,462	5%
Est	Liability Program Admin Expense		\$449,497		\$449,497	\$466,596	(\$17,099)	-4%
Est	Excess Liability Coverage (CJPRMA)		\$3,833,207		\$3,833,207	\$2,065,379	\$1,767,828	86%
Est	Group Purchase Property Coverage (APIP)			\$2,694,117	\$2,694,117	\$2,275,629	\$418,488	18%
Est	Group Purchase Crime Coverage (ACIP)			\$53,523	\$53,523	\$53,523	\$0	0%
Est	Group Purchase Coverage (ADWRP)				\$12,336	\$12,336	\$0	0%
Est	Pass through Cost - Lexipol Fire Manuals				\$33,368	\$32,888	\$480	1%
N/A	Pass through Cost - Appraisal Services			N/A	N/A	N/A		
Est	Pass through Cost - Drone Coverage				\$5,000	\$4,736	\$264	6%
	Total Revenues	\$14,573,312	\$9,516,704	\$2,747,640	\$26,888,360	\$24,629,473		
EXPENSES								
Administrative Expenses:								
Consultants								
52101	Claims Audit		\$7,500		\$7,500	\$14,625	(\$7,125)	-48.7%
52102	Financial Audit	\$13,850	\$13,850		\$27,700	\$27,700	\$0	0.0%
52103	Legal Services	\$2,000	\$15,000		\$17,000	\$17,000	\$0	0.0%
52104	Actuarial Review	\$5,900	\$7,900		\$13,800	\$13,420	\$380	2.8%
52105	Computer Services				N/A	N/A	N/A	N/A
52106	CAJPA Accreditation (every 3 years: not until 2021)				N/A	\$5,850	N/A	N/A
52109	Misc. Consulting/Contingency	\$2,500	\$2,500		\$5,000	\$5,000	\$0	0.0%
	Total Consultant Expenses	\$24,250	\$46,750		\$71,000	\$74,720	(\$3,720)	-5.0%

Next appraisal in 2023

Biannual WC audit is more expensive than GL

Per engagement letter including 6/30 Updates

Moved as part of Accounting Services

Paid Jan 2021, budget for 2024/2025

NORTHERN CALIFORNIA CITIES SELF INSURANCE FUND
ADMIN BUDGET - Draft Presented to EC as of March 25, 2021
July 1, 2021 to June 30, 2022

		WORK COMP	LIABILITY	GROUP PURCHASE	FY 21/22 TOTAL	FY 20/21 PRIOR YEAR	\$ CHANGE	% CHANGE	
Safety Services:									
52204	Risk Control Services Agreement	\$89,240	\$89,240		\$178,480	\$178,480	\$0	0.0%	Per 2019-22 contract
52201	Outside Training & Safety Award	\$15,000	\$15,000		\$30,000	\$30,000	\$0	0.0%	Including \$10k for safety award here
52202	Risk Mgmt Comm Mtg Expense	\$750	\$750		\$1,500	\$1,500	\$0	0.0%	
52207	Member Training and Risk Management	\$50,000	\$38,000		\$88,000	\$88,000	\$0	0.0%	\$4,000 per member annual allocation for training/conferences
52208	Lexipol Police Manual Updates & DTBs	\$144,441			\$142,140	\$144,441	(\$2,301)	-1.6%	3% increase less Rio Vista
52209	Police Risk Management Funds	\$25,000	\$25,000		\$50,000	\$50,000	\$0	0.0%	Pending RMC recommendation
	Total Safety Services Expenses	\$324,431	\$167,990		\$490,120	\$492,421	(\$2,301)	-0.5%	
Claims Administration									
52302	Claims Administration Fee (Reports, etc.) Annual	\$0	\$0		\$0	\$0	\$0		
	Claims Adjustment Fee*								Flat fee pricing beginning FY 19/20
52304	State Funding/Fraud Assessment	\$355,000			\$355,000	\$322,284	\$32,716	10.2%	Actual 20/21= \$345,404.11
	Total Claims Administration Expenses	\$355,000	\$0		\$355,000	\$322,284	\$32,716	10.2%	
Program Administration									
52401	Program Administration and Brokerage Fee	\$197,116	\$164,262		\$361,378	\$350,003	\$11,375	3.2%	Per 2019-24 contract
52403	Accounting Services	\$56,745	\$56,745		\$113,490	\$109,770	\$3,720	3.4%	Per 2018-22 contract
	Total Program Administration Expenses	\$253,861	\$221,007		\$474,868	\$459,773	\$15,095	3.3%	
Board Expenses									
52501	Executive Committee	\$1,250	\$1,250		\$2,500	\$2,500	\$0	0.0%	
52502	Executive Committee Member Travel	\$2,000	\$2,000		\$4,000	\$4,000	\$0	0.0%	
52503	Board of Directors Meetings (includes Travel)	\$4,000	\$4,000		\$8,000	\$8,000	\$0	0.0%	
52509	Board of Directors Long Range Planning (every 3 years, last LRP January 2020)	\$4,000	\$4,000		\$8,000	\$8,000	\$0	0.0%	Includes Board Training Day in December
52504	Association Memberships (PARMA, CAJPA, AGRIP)	\$2,500	\$2,500		\$5,000	\$5,000	\$0	0.0%	21 AGRIP membership increased by 10%
	Total Board Expenses	\$13,750	\$13,750		\$27,500	\$27,500	\$0	0.0%	
OTHER Administration Expenses (Not identified with above budget line items)									
52000	Administrative Expense	\$0	\$0		\$0	\$0	\$0	0.0%	
52001	Administration Expense - Other	\$0	\$0		\$0	\$0	\$0	0.0%	
52900	Member Identity Theft Protection	\$14,020	0		\$14,020	\$14,020	\$0	0.0%	Rate TBD
	Total Other Admin	\$14,020	\$0		\$14,020	\$14,020	\$0	0.0%	
Total Admin Expenses		\$985,312	\$449,497		\$1,432,508	\$1,390,718	\$41,790	3.0%	



BACK TO AGENDA

**Northern California Cities Self Insurance Fund
Executive Committee Meeting
May 27, 2021**

Agenda Item G.7.a.

**REVISION TO LIABILITY COUNSEL LIST
NEW ADDITION – JEFFREY DUNN**

ACTION ITEM

ISSUE: The City of Folsom is recommending the addition of Jeffrey V. Dunn of the Best, Best & Krieger Law Firm, to the Liability Counsel Approved List. The request is based on an immediate need for a specialist to defend a series of water-related claims against the City. Mr. Dunn is a specialist in the area of water and water rights as well as other complex litigation involving local governments. Hourly rates for the team to be used for this litigation:

Hourly rates for the team to be used for this litigation:

Jeffrey Dunn (Partner)	\$350 an hour
Wendy Wang (Of Counsel)	\$295 an hour
Daniel Richards (Associate)	\$255 an hour
Tyler Richards (Associate)	\$255 an hour
Paralegal	\$170 an hour

These are in line with the top rates for specialists at other firms on the approved list.

The Claims Committee reviewed the request and recommended approval by the Executive Committee.

RECOMMENDATION: Approve as requested

FISCAL IMPACT: None.

BACKGROUND: The Claims Committee regularly reviews and makes recommendations to the Executive Committee regarding changes to the Approved List of attorneys, based on feedback from members and the claims administrator.

ATTACHMENT(S): Jeffrey V. Dunn Bio

Jeffrey V. Dunn

**Jeffrey V. Dunn****Partner**

(949) 263-2616

jeffrey.dunn@bbklaw.com**Services**

California Public Records Act
Economic Development, Real
Estate & Affordable Housing
Environmental Law & Natural
Resources
Environmental Litigation
General & Special Counsel
Government Policy & Public
Integrity
Municipal Law
Public Agency Litigation
Special Districts
Water

Education

Brigham Young University,
J. Reuben Clark Law School, J.D.
Brigham Young University, B.S.

Admissions

California

At a Glance

- Jeff has extensive experience in water resource litigation.
- He was recognized as one of California's Top 100 Attorneys by the *Daily Journal* in 2013 and 2016.
- Jeff is a leading authority on the municipal regulation of marijuana distribution facilities.

Profile

Jeffrey V. Dunn is a highly sought after legal counsel to public agencies in complex litigation matters. Recognized as one of California's leading local government litigation attorneys, he was selected as one of *California Lawyer* magazine's Attorneys of the Year for 2014, the *Daily Journal's* Top 20 Municipal Attorneys in 2013 and Top 25 Municipal Attorneys in 2011. He was also recognized as one of California's Top 100 Attorneys by the *Daily Journal* in 2013 and 2016 and for a Top Verdict in 2018.

Water Resource Litigation

Jeff has extensive experience in water resource litigation — an increasingly complex and critical area of law.

- In *City of Santa Maria v. Adams, et al*, Jeff successfully represented the City of Santa Maria in one of the largest and most complex cases in California involving the adjudication of water rights in Santa Barbara and San Luis Obispo counties. This case was chosen by the State of California as a pilot project for innovative case management programs involving the Internet, which led to significant costs savings for the City of Santa Maria, the lead governmental entity in the case.
- Jeff won a trial in Northern California representing the Truckee Meadows Water Authority, a Nevada joint-powers authority consisting of the cities of Reno and Sparks and Washoe County in their effort to obtain rights to Donner Lake water in 2010. The victory preserves a critical water supply during drought years for 330,000 residents in Reno and surrounding areas.
- Jeff represents County of Los Angeles Waterworks District No. 40 in long-standing disputes over groundwater rights in the Antelope Valley Groundwater Adjudication Proceedings. The adjudication is considered to be one of the state's most complex water rights disputes involving competing claims by two large classes of property owners, agricultural interests, public water suppliers and the United States government. In 2011, he successfully led a group of public water suppliers in establishing the safe yield of the Antelope Valley Groundwater Basin, the common water supply for all users. The *Daily Journal* selected the trial court decision as a Top Verdict By Impact for 2011.

Jeffrey V. Dunn

- Jeff led a team of defense lawyers in successfully convincing a jury that water suppliers had acquired prescriptive groundwater rights to the Paso Robles Groundwater Basin during times of groundwater shortage conditions. The City of Paso Robles, BB&K's client, was one of the agencies sued by about 600 landowners seeking to claim quiet title to groundwater rights. A first-of-its-kind groundwater rights trial, the *Daily Journal* recognized it as a Top Verdict in 2018.

Complex Litigation for Public Agencies

In addition to water disputes, Jeff is frequently retained by local governments on other complex litigation matters.

- Jeff represented the County of Riverside, the Riverside County Transportation Commission and the City of Corona in highly-publicized litigation against the California Department of Transportation over traffic conditions and private toll lanes on the Riverside (91) Freeway in Orange and Riverside counties. The successful decision led to the removal of governmental restrictions on widening the Riverside freeway to alleviate traffic in the major public transportation corridor between Orange and Riverside Counties.
- Jeff successfully represents clients in disputes involving the California Public Records Act and the Ralph M. Brown Act. This includes the County of Los Angeles in accusations of violating open meeting laws. In a related case, he successfully defended the County of Los Angeles Board of Supervisors against a lawsuit by the *Los Angeles Times* seeking court-ordered disclosure of confidential discussions concerning highly publicized issues regarding the King/Drew Medical Center.
- In 2014, Jeff successfully represented the Western Riverside Council of Governments in its lawsuit to recover unpaid traffic mitigation impact fees from the City of Beaumont. After a 4-week trial, the Orange County Superior Court awarded \$43 million to Jeff's client and \$14 million in prejudgment interest, which makes the trial court judgment more than \$57 million. The *Daily Journal* selected the trial court decision as a Top Verdict by Impact for 2014.
- In 2015, Jeff successfully represented the Castaic Lake Water Agency against a legal challenge to the \$73 million acquisition of a private water company. The winning trial court decision secures a public water supply for tens of thousands of residents and businesses in Los Angeles County.



Jeffrey V. Dunn

Jeff is often asked to represent local government interests in matters of statewide importance. He successfully argued cases before the California Supreme Court, including *Claremont Police Officers Association v. City of Claremont*, (2006) 39 Cal.4th 623, which affirmed the city's right to implement a study to determine whether police officers engaged in racial profiling. He also successfully represented the City of Lake Forest in federal court litigation involving the Americans with Disabilities Act in *James v. City of Costa Mesa* (2012) 684 F.3d 825.

Medical Marijuana Dispensary Regulation

Jeff gained national recognition for his successful representation in one of the most controversial issues facing California cities and counties — municipal regulation of marijuana distribution facilities. He was trial and appellate counsel in key published decisions affirming local government's authority to protect public safety and local land use authority, including the unanimous decision by the California Supreme Court in *City of Riverside v. Inland Empire Patients' Health and Wellness Center* (2013) 56 Cal.App.4th 729. He discussed this subject on the NBC Nightly News, in the Washington Post and in other national and local television, radio and print media.



BACK TO AGENDA

**Northern California Cities Self Insurance Fund
Executive Committee Meeting
May 27, 2021**

Agenda Item G.7.b.

**REVISION TO A-9 ATTACHMENT A: LIABILITY COUNSEL LIST
NEW ADDITION – ERIC ROBINSON**

ACTION ITEM

ISSUE: The City of Rio Vista is recommending the addition of Eric Robinson of Kronick, Moskovitz, Tiedemann and Girard Law Firm, to the Liability Counsel Approved List. The request is based on Mr. Robinson's expertise in water rights and water related issues.

Hourly rates for the Kronick firm are \$250 for shareholders and \$220 for associates. These are in line with the top rates for specialists at other firms on the approved list.

The Claims Committee reviewed the request and recommended approval by the Executive Committee.

RECOMMENDATION: Approve as requested.

FISCAL IMPACT: None.

BACKGROUND: The Claims Committee regularly reviews and makes recommendations to the Executive Committee regarding changes to the Approved List of attorneys, based on feedback from members and the claims administrator.

ATTACHMENT(S): Eric Robinson Bio



ERIC N. ROBINSON, SHAREHOLDER

(916) 321-4576 |
erobinson@kmtg.com

Eric, a shareholder and manager of the firm's natural resources practice group, represents public and private sector clients in the fields of natural resources and environmental law. He provides counsel on obtaining and defending water rights and water supplies, obtaining environmental compliance approvals for development projects under local, state, and federal laws, and litigates in state and federal courts. Eric speaks frequently on water related issues for a variety of educational and professional organizations.

LEGAL EXPERIENCE

Eric represents water supply agencies, private landowners, counties, cities, and not for-profit organizations in a range of areas, including:

- Counsel to obtain and protect rights to use surface water and groundwater
- Complete due diligence assessments of water rights for real property acquisitions or other investment opportunities
- Counsel concerning assessment and verification of water supplies for new real estate development projects under SB 610/221
- Counsel to prepare and defend Urban Water Management Plans, updates and amendments that carry out new water conservation mandates imposed by SB 7
- Compliance with the California Environmental Quality Act (CEQA)
- Compliance with the National Environmental Policy Act (NEPA)
- Compliance with the Sustainable Groundwater Management Act (SGMA)
- Compliance with the Endangered Species Act (ESA)
- Compliance with the Clean Water Act (CWA)
- Compliance with Fish and Game Code provisions governing water supply facilities, including Streambed Alteration Agreement program and sections 5901 and 5937
- Litigation defending and bringing CEQA, NEPA, ESA, and Fish and Game Code compliance challenges
- Litigation defending groundwater pumping rights
- Representation before State Water Resources Control Board, Department of Fish and Game, National Oceanic and Atmospheric Administration – Fisheries, U.S. Fish and Wildlife Service, and other local, state and federal regulatory agencies

PRACTICE EXAMPLES

- Eric recently assessed Colorado River water rights to support due diligence review for proposed real property acquisition.
- Eric served as special water counsel in connection with SB 610 and CEQA review for the successful approval of a 16,000-unit master planned community in the San Joaquin Valley.
- Eric represented a private landowner in a trial adjudicating rights to groundwater in a California coastal basin and is participating in watermaster proceedings to manage that basin.
- Eric advises public water supply agency clients in assessing the sufficiency of their water supplies to sustain new development projects pursuant to SB 610/221.

- Eric is assisting a range of real estate development projects in securing and demonstrating long-term water supplies pursuant to SB 610, CEQA and SB 221.
- Eric defended a Clean Water Act citizen suit alleging violation of an industrial storm water permit.
- Eric challenged a municipal separate storm sewer discharge permit for exceeding state regulatory authority.
- Eric defended a NPDES permit for a municipal wastewater discharger through Regional Board, State Water Resources Control Board and Superior Court review proceedings.
- Eric successfully defended a city in trial court and appellate CEQA litigation challenging approval of a regional shopping mall.
- Eric defended a California water supply agency against a \$200 million inverse condemnation lawsuit arising from the reoperation of water supply reservoirs to prevent seawater intrusion from destroying a regional groundwater supply.
- Eric represented the State Water Project (SWP) contractors against litigation challenging the CALFED program to restore the Bay-Delta estuary and statewide water supplies.
- Eric is representing SWP contractors on CEQA compliance issues arising from litigation against the Monterey Amendments to SWP water service contracts.
- Eric represented Central Valley Project (CVP) water contractors in federal litigation challenging the United States Department of the Interior's compliance with NEPA, the ESA and Reclamation Law for actions changing the operation of the CVP's Trinity River Division.
- Eric is defending private landowners against a lawsuit challenging their diversion and use of water under Fish and Game Codes sections 5901 and 5937.
- Eric successfully resolved an Endangered Species Act enforcement action and negotiated the terms of local, state and federal approvals for a steelhead habitat enhancement project on a California steelhead stream.

PROFESSIONAL ACTIVITIES & AFFILIATIONS

- *Best Lawyers®* 2021 Natural Resources Law "Lawyer of the Year" in Sacramento
- *The Best Lawyers in America*, Natural Resources Law, Environmental Law, Water Law (2019-2021)
- Top Lawyer, *Sacramento Magazine* (2016-2020)
- *Northern California Super Lawyer* (2009-2014, 2019, 2020)
- Board Member, Water Education Foundation
- Co-chair, Natural Resources subsection of the Real Property section of the California Lawyers Association
- Co-Chair of LSI Groundwater Sustainability in California Conference
- Member, Real Property Advisory Committee for the Continuing Education for the Bar (CEB)
- Member, Sacramento County Bar Association
- Member, American Bar Association
- Member, Legal Affairs Committee, Association of California Water Agencies
- Continuing Education of the Bar, Real Property Advisory Committee member (2019-present)

REPORTED DECISIONS

- *Santa Clarita Organization for Planning and the Environment v. Castaic Lake Water Agency*, 1 Cal.App.5th 1084 (2016)
- *Firebaugh Canal Water District v. United States*, 712 F.3d 1296 (9th Cir. 2013)
- *Sonoma County Water Coalition v. Sonoma County Water Agency*, 189 Cal.App.4th 33 (2010)
- *O.W.L. Foundation v. City of Rohnert Park*, 168 Cal.App.4th 568 (2008)
- *In re Bay-Delta Programmatic Environmental Impact Report Coordinated Proceedings*, 43 Cal.4th 1143 (2008)
- *California Water Impact Network v. Newhall County Water District*, 161 Cal.App.4th 1464 (2008)
- *Westlands Water District, et al. v. U.S. Department of the Interior*, 275 F. Supp. 2d 1157(E.D. Cal. 2002), reversed in part by *Westlands Water District v. U.S. Department of the Interior*, 376 F. 3d 853 (9th Cir. 2004)
- *Jahr v. Casebeer*, 70 Cal. App. 4th 1250 (1999)

ACADEMIC BACKGROUND

J.D. University of California, Davis, 1997

B.S. Northwestern University, Medill School of Journalism, Chicago, 1989



BACK TO AGENDA

**Northern California Cities Self Insurance Fund
Executive Committee Meeting
May 27, 2021**

Agenda Item G.8.

STRATEGIC PLAN UPDATE

ACTION ITEM

ISSUE: Attached is the latest draft of the Strategic Plan for the Executive Committee to review, revise, and provide direction as needed.

Given the uncertain conditions caused by the extremely hard insurance market, as well as the impact of the pandemic, the timing is right to consider alternatives to the current structure of the pools' coverage and services. At very least the group is facing an increase in their Self-Insured Retention for the Liability Program, and the scope of current risk management resources may also need to change to meet the demands of the current environment.

The pool has not conducted a focused strategic planning session for some time and the Program Administrators would like members to consider a facilitated all-day planning session for their December 16 meeting.

RECOMMENDATION: Review current Strategic Plan draft and provide direction.

FISCAL IMPACT: TBD – the cost of facilitator and meeting can be met in proposed budget.

BACKGROUND: The last facilitated strategic planning meeting was held in 2011. Since that time the Strategic Plan has been updated by the Board at regular Training Day/Planning sessions. The focus of the most recent Plan has been updating the Funding Policy and strengthening some of its performance benchmarks.

Implementing these increased funding benchmarks has helped NorCal Cities weather the current environment better than many, but pressure to take on more risk will continue and members will see increased retentions as a result. Additional funding and/or coverage options will be needed to meet the challenges, and risk management will become even more important to keep the costs down.

ATTACHMENT(S):

1. Revised Strategic Plan as of May 2021
2. AGRiP Big Picture Project

NCCSIF STRATEGIC GOALS & ACTION PLAN

DRAFT

Goals Established: 12/14/17 BOD Long Range Planning meeting *with updated goals from 1/16/20 LRP meeting*

Updated: 5/20/21

MISSION STATEMENT

The Northern California Cities Self Insurance Fund, or NorCal Cities, is an association of municipalities joined to protect member resources by stabilizing risk costs in a reliable, economical and beneficial manner while providing members with broad coverage and quality services in risk management and claims management.

GOAL	ACTION/TASK	RESPONSIBLE ENTITY	DEADLINE	STATUS
LRP-1				
What do we want to be when we grow up	1. Open to grow membership, but not actively market with caveat to maintain geographic centric/similar exposures as current members. Will underwrite on an as-needed basis when a city approach the pool to join.	BOD	Open	As Needed
	<i>Consider partnership(s) with other pools or entities to manage excess coverage availability</i>			
	2. Expand coverage programs to meet the needs of members as risks change/emerge.	BOD/Alliant	Ongoing	
	<i>Determine need and desire to develop Property Program self-funding layer(s). Consider options for other coverages.</i>			
LRP-2				
What more can NCCSIF do for members	1. Risk Management Goals - goods and services?	Bickmore	Ongoing	
	<i>Improvising and continuing to deliver services during pandemic, scheduling more webinar topics. Safety Culture Award Introduced</i>			
	2. "Push" services such as sidewalk repair, crosswalk/road design, others	BOD, York, CJPRMA	Open	
	<i>Contract with Precision Concrete for sidewalks, encouraging use of risk management reserve funds. Set aside RM funds first?</i>			
	3. Continued interest in Parametric Coverage: BI for Liability - Civil Disorder, Wildfire Coverage, Active Shooter.	Alliant	Ongoing	
	<i>Parametric EQ Product - "Shake & Pay" introduced. Wildfire still an issue. Board approved ability to use Banking Layer for Active Shooter events</i>			
LRP-3				
How do we achieve greatness	1. Maintain 80% CL funding and increase ability to sustain \$1M SIR	BOD, Alliant, Marta, Actuary	7/1/22	
	<i>May dip below benchmarks when forced to take higher SIR in FY 22/23 - consider additional funding?</i>			
	3. Continuing to strengthen our financial position by setting new goals in the	BOD	6/30/20	4/26/20
	<i>Consider increasing annual funding to 85% to 90% CL</i>			

Recent AGRiP Project That May Provide Additional Strategic Planning Topics and/or Framework

AGRiP Big Picture Project

Question Videos

What is our pool's core purpose or function?

What are our products and services?

To whom do we deliver these products and services?

With whom do we partner to deliver our products and services?

What metrics do we track?

Who are our competitors?

What external trends or issues are important to our strategy?

What relevant history explains our current state?

What are the top three things our pool is doing to support our strategy?

Steve Trautman

2020–21 Succession Planning Resident

As Succession Planning Resident, [Steve Trautman](#) helps pools adequately plan for succession of key organizational leaders and transfer knowledge that's critical to pool operations. To do this, Steve uses his experience as a talent risk management expert and his practical, data-driven ideas on knowledge transfer. Steve is the principal and founder of The Steve Trautman Co. and has written [three books](#), including *Do You Have Who It Takes? Managing Talent Risk in a High-Stakes Technical Workforce*.



BACK TO AGENDA

**Northern California Cities Self Insurance Fund
Executive Committee Meeting
May 27, 2021**

Agenda Item H.

INFORMATION ITEMS

ISSUE: The following items are presented as information for NorCal Cities members.

RECOMMENDATION: None. This item is offered as information only.

FISCAL IMPACT: None.

BACKGROUND: None.

ATTACHMENT(S):

1. NorCal Cities Organizational Chart
2. NorCal Cities FY 20/21 Meeting Calendar
3. NorCal Cities FY 21/22 Meeting Calendar – with proposed new date for May EC Meeting
4. Coping with Stress- A Wellness Perspective Training June 8th, 2021
5. Nurturing Relationships – Effective Communication Training July 13th, 2021
6. Developing Team Relationships Training August 10th, 2021

NORTHERN CALIFORNIA CITIES SELF INSURANCE FUND

2020 Organizational Chart

Updated as of 5/19/2021

MEMBER ENTITY	BOARD OF DIRECTORS		BOARD ALTERNATES	RISK MANAGEMENT COMMITTEE	POLICE RISK MANAGEMENT COMMITTEE
City of ANDERSON		Liz Cottrell	Jeff Kiser	Liz Cottrell	Chief Michael Johnson
City of AUBURN		Cristina Shafer	<i>None Appointed</i>	Shari Harris	Chief Ryan L. Kinnan(Vice-Chair)
City of COLUSA		Ishrat Aziz-Khan	Shelly Kittle	Ishrat Aziz-Khan	Chief Josh Fitch
City of CORNING		Kristina Miller	Tom Watson	Tom Watson	Chief Jeremiah Fears
City of DIXON		Rachel Ancheta	Kate Zawadzki	Rachel Ancheta	Acting Chief Tom Cordova
City of ELK GROVE		Kara Reddig	Jim Ramsey	Jim Ramsey - Alternate Rep. Julie Rucker	Lieutenant Ryan Elmore
City of FOLSOM	*EC	Susan Walter	Steven Wang	Susan Walter	Chief Rick Hillman
City of GALT	EC/CC	Stephanie Van Steyn	Lorenzo Hines	Stephanie Van Steyn	Interim Chief Brian Kalinowski
City of GRIDLEY		<i>Vacant</i>	Elisa Arteaga	Elisa Arteaga	Chief Rodney Harr
City of IONE		<i>Vacant</i>	Lori McGraw	Lori McGraw	Chief Jeff Arnold
City of JACKSON	EC/ CC	Yvonne Kimball	Dalacie Blankenship	Yvonne Kimball	Interim Chief Chris Mynderup
City of LINCOLN	EC CJPRMA Board Rep	Veronica Rodriguez	Ruthann Codina	Veronica Rodriguez	Chief Doug Lee
City of MARYSVILLE	S / EC/CC	Jennifer Styczynski	<i>Vacant</i>	Jennifer Styczynski	Chief Chris Sachs
City of NEVADA CITY	EC	Joan Phillipe	Gabrielle Christakes	<i>Vacant</i>	Chief Chad Ellis
City of OROVILLE		Liz Ehrenstrom	<i>None Appointed</i>	Liz Ehrenstrom (Chair)	Chief Joe Deal
Town of PARADISE		<i>Vacant</i>	Crystal Peters	Crystal Peters	Chief Eric Reinbold
City of PLACERVILLE	*P / *EC / *CC	**Dave Warren (Chair)	Cleve Morris	Dave Warren	Chief Joseph Wren
City of RED BLUFF		Sandy Ryan	Anita Rice	Sandy Ryan	Chief Kyle Sanders (Chair)
City of RIO VISTA	VP/T/*EC/*CC	**Jose Jasso (Vice-Chair)	**Jen Lee, CPA	Jose Jasso	N/A
City of ROCKLIN		<i>Vacant</i>	Andrew Schiltz, CPA	Andrew Schiltz, CPA	Chief Chad Butler
City of WILLOWS		Wayne Peadbody	<i>None Appointed</i>		N/A
City of YUBA CITY		Spencer Morrison	<i>Vacant</i>	Sheleen Loza	Chief Robert Landon

OFFICERS		
		Term of Office
President (P)	Dave Warren	10/29/2020 - 6/30/2022
Vice President (VP)	Jose Jasso	10/29/2020 - 6/30/2022
Treasurer (T)	Jen lee	10/29/2020 - 6/30/2022
Secretary (S)	Jennifer Styczynski	7/1/2020- 6/30/2022

Executive Committee (EC) - membership on the EC rotates annually based on a rotation schedule and each member serves for a two-year term, with the **President** serving as **Chair of the Committee**.

Claims Committee (CC) - members of the CC are annually selected by the EC. CC is traditionally made up of at least five members of the EC, with the **Vice President** serving as **Chair of the Committee**.

CJPRMA Board Representative
Veronica Rodriguez
appointed 10/24/2019

PROGRAM ADMINISTRATORS (Alliant Insurance Services)		CLAIMS ADMINISTRATORS (Sedgwick formerly York)	RISK CONTROL CONSULTANTS (Sedgwick formerly York/Bickmore)	ADVISORS
Michael Simmons	Marcus Beverly	Dorienne Zumwalt	Enriqueta Castro	Byrne Conley (Board Counsel)
Conor Boughey	Raychelle Maranan	Steven Scott (Workers' Comp)	Tom Kline (Police RM)	James Marta, CPA (Accountant)
Jenna Wirkner		Jill Petrarca (Liability)		



PROGRAM YEAR 20/21 MEETING CALENDAR

Thursday, August 6, 2020 ****Police Risk Management Committee** at 10:00 a.m.

Thursday, September 24, 2020 ****Claims Committee** at 10:00 a.m.
****Executive Committee** at 11:30 a.m.

Thursday, October 29, 2020..... ****Board of Directors and Long Range Planning** at 9:00 a.m.

Thursday, November 5, 2020..... ****Police Risk Management Committee** at 10:00 a.m.

Thursday, November 12, 2020..... ****Board of Directors** at 9:00 a.m.

Thursday, December 10, 2021 ****Risk Management Committee** at 9:00 a.m.
****Board of Directors** at 10:30 a.m.

Thursday, February 11, 2021 *** Police Risk Management Committee** at 10:00 a.m.

Thursday, March 25, 2021 ***Claims Committee** at 10:00 a.m.
***Executive Committee** at 11:30 a.m.

Thursday, April 22, 2021 **Risk Management Committee** at 10:00 a.m.
Board of Directors at 12 noon

Thursday, May 6, 2021 ***Police Risk Management Committee** at 10:00 a.m.

Thursday, May 27, 2021 **Claims Committee** at 10:00 a.m.
Executive Committee at 11:30 a.m.

Thursday, June 17, 2021 **Board of Directors** at 10:00 a.m.

Meeting Location: Rocklin Event Center - Garden Room
2650 Sunset Blvd., Rocklin, CA 95677
Ballroom *

Rocklin Community Center (April 22, 2021 and May 27, 2021)
5480 5th Street, Rocklin, CA 95677

Webex Teleconference**

Note: Additional Claims Committee Meetings may be scheduled as needed for Claims Authority approval which will be held via teleconference.



PROGRAM YEAR 21/22 MEETING CALENDAR

Thursday, August 5, 2021 **Police Risk Management Committee** at 10:00 a.m.

Thursday, September 23, 2021 **Claims Committee** at 10:00 a.m.
Executive Committee at 11:30 a.m.

Thursday, October 28, 2021..... **Risk Management Committee** at 10:00 a.m.
Board of Directors at 12 noon

Thursday, November 4, 2021..... **Police Risk Management Committee** at 10:00 a.m.

Thursday, December 16, 2021* **Board of Directors** at 10:00 a.m.

Thursday, February 10, 2022 **Police Risk Management Committee** at 10:00 a.m.

Thursday, March 24, 2022 **Claims Committee** at 10:00 a.m.
Executive Committee at 11:30 a.m.

Thursday, April 21, 2022 **Risk Management Committee** at 10:00 a.m.
Board of Directors at 12 noon

Thursday, May 5, 2022 **Police Risk Management Committee** at 10:00 a.m.

Thursday, May 26, 2022 **Claims Committee** at 10:00 a.m.
Executive Committee at 11:30 a.m.

Thursday, June 23, 2022* **Board of Directors** at 10:00 a.m.

Meeting Location: Rocklin Event Center - Garden Room
2650 Sunset Blvd., Rocklin, CA 95677

Rocklin Event Center – Ballroom *

Note: Additional Claims Committee Meetings may be scheduled as needed for Claims Authority approval which will be held via teleconference.



Coping With Stress – A Wellness Perspective

Tuesday, June 8, 2021

10:00 A.M. – 11:00 A.M.

NCCSIF is proud to offer a virtual training course on Coping With Stress – A Wellness Perspective. This training is being provided by our Employee Assistance Program Administrator, ACI Specialty Benefits.

Change is a fact of life. Every day brings about change – whether positive or negative – and even the positive changes can be stressful. The inability to cope with change can be detrimental to mental and physical health. In this session, discover tools and techniques to successfully manage change and thrive.

Cost?

This training is being offered at **no cost** to all NCCSIF members.

If you are unable to attend the live training, this workshop will be recorded and made available on the NCCSIF website for viewing at a later date.

Who should attend?

This training is recommended for all employees.

Registration link:

[Tuesday, June 8, 2021](#)

For assistance with registration, please contact Jenna Wirkner at: jenna.wirkner@alliant.com



Nurturing Relationships - Effective Communication

Tuesday, July 13, 2021

10:00 A.M. – 11:00 A.M.

NCCSIF is proud to offer a virtual training course on Nurturing Relationships - Effective Communication. This training is being provided by our Employee Assistance Program Administrator, ACI Specialty Benefits.

Communication is how thoughts, ideas and feelings are expressed to others. Communicating with others includes communicating attitudes, values, priorities, and beliefs. No matter what is expressed in words, messages about the speaker and the listener are conveyed through non-verbal communication including gestures, facial expressions, tone of voice and attitude.

Cost?

This training is being offered at **no cost** to all NCCSIF members.

If you are unable to attend the live training, this workshop will be recorded and made available on the NCCSIF website for viewing at a later date.

Who should attend?

This training is recommended for all employees.

Registration link:

[Tuesday, July 13, 2021](#)

For assistance with registration, please contact Jenna Wirkner at: jenna.wirkner@alliant.com



Developing Team Relationships

Tuesday, August 10, 2021

10:00 A.M. – 11:00 A.M.

NCCSIF is proud to offer a virtual training course on Developing Team Relationships. This training is being provided by our Employee Assistance Program Administrator, ACI Specialty Benefits.

Personality assessments help people understand themselves and others with the goal of working together more effectively. Developing Team Relationships is a fast-paced, lively approach to reducing stress personally and professionally. Discuss practical and easy techniques for dealing with various personality styles for better working relationships.

Cost?

This training is being offered at **no cost** to all NCCSIF members.

If you are unable to attend the live training, this workshop will be recorded and made available on the NCCSIF website for viewing at a later date.

Who should attend?

This training is recommended for all employees.

Registration link:

[Tuesday, August 10, 2021](#)

For assistance with registration, please contact Jenna Wirkner at: jenna.wirkner@alliant.com